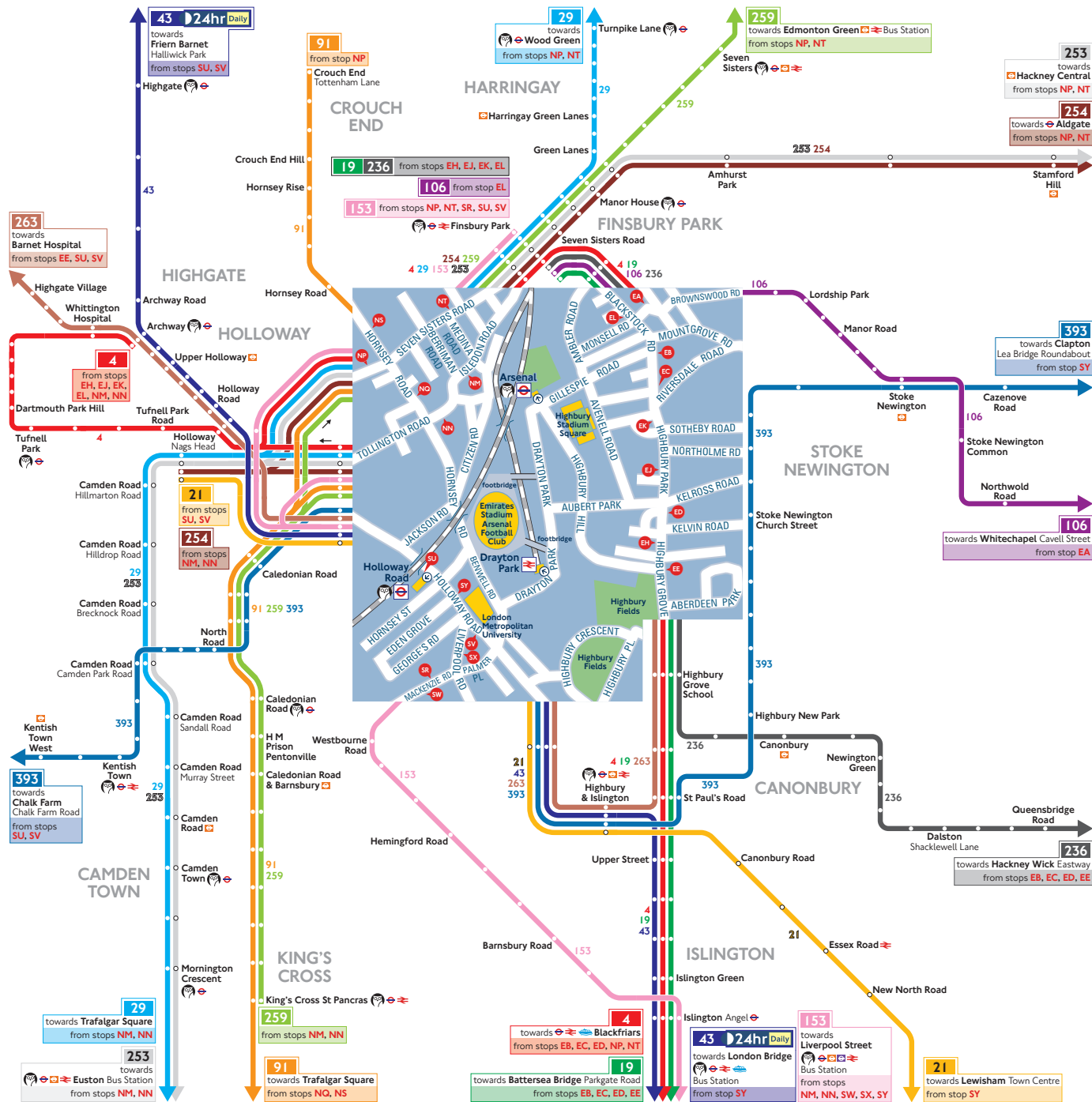


## Buses from Arsenal (Emirates Stadium)










## How to use this map



- Find your destination on the map
- See the coloured lines on the map for the bus routes that go to your destination
- Check the map (at the end of each coloured line) for the bus stops to catch your bus from
- Use the central map to find the nearest bus stop for your route
- Look for the bus stop letters at the top of the stop (see example for stop **A** to the right)



## Key

	Connections with London Underground
	Connections with London Overground
	Connections with Elizabeth line
	Connections with National Rail
	Connections with DLR
	Connections with river boats
	Tube/London Overground station with 24-hour service Friday and Saturday nights

## Ways to pay

- |  |  |
|--|--|
|   | <p>Use contactless (card or device). It's the same fare as Oyster pay as you go and you don't need to top up</p>   |
|   | <p>Download the free TfL app to top up or buy a ticket anytime, anywhere, or visit <a href="https://tfl.gov.uk/oyster">tfl.gov.uk/oyster</a>. Alternatively, find your nearest Oyster Ticket Stop at <a href="https://tfl.gov.uk/ticketstopfinder">tfl.gov.uk/ticketstopfinder</a> or visit your nearest TfL station</p> |
|  | <p>The Hopper fare offers you unlimited pay as you go Bus and Tram journeys within one hour.<br/>Always use the same card or device to touch in</p>  |
| <p>If you fail to show on demand a ticket, validated smartcard or other travel authority valid for the whole of your journey you may be liable for a penalty fare or prosecuted.</p> |  |