

Bakerloo line train graphics standard

Issue 3

1972 Tube stock

Contents

Foreword

1 Basic elements

2 Car interior notices

3 Car exterior notices

Further information

Foreword

This document details all interior and exterior notices that are to be applied to the London Underground Bakerloo line fleet (72 Tube stock). Locations for the notices are also provided.

Approved artwork for each notice shown is available from the TfL Graphics team (corporatedesign@tfl.gov.uk). No other artwork is to be used.

Note

This document does not detail any driver cab notices.

Any changes to this document that affect the labelling on the vehicles will require a Change to Rolling Stock (CRS) to be raised, unless stated otherwise.

For further information, see S2I80 Standard for Rolling Stock, section A3.4.1, guidance document G1100 and forms F5715 and F5716 f, and contact the Head of Rolling Stock Document Review (SMBHoRSDocumentRevie@tfl.gov.uk)

I Basic elements

This section outlines the basic elements that are used to produce graphic notices for the London Underground fleet. This includes the use of the corporate typeface and colours.

For further information, see the design standards at tfl.gov.uk/corporatedesign

I.1 Typography

Our typeface is Johnston, which should be set in mixed upper and lower case.

New Johnston (NJ Font) Medium is the only typeface that should be used for train notices unless it is specifically stated otherwise.

ABCDEFGHIJKLMNOPQRSTUVWXYZ
abcdefghijklmnopqrstuvwxyz
1234567890£/.,“()::;
New Johnston Medium

1.2 Colours

These colours should be used on the London Underground fleet to produce graphic notices.

The Pantone Matching System is to be used for print purposes.

Corporate Blue

Pantone 072

Safety Red

Pantone 485

Black

Black 100%

Safety Yellow

Pantone 116

Safety Green

Pantone 356

Safety Blue

Pantone 300

2 Car interior notices

The following pages illustrate the graphic notices that are to be applied to the Bakerloo line car interiors (72 Tube stock).

2.1 Priority seat

Artwork reference
LUTV_INT_00002P

Size
100 x 140mm

Position reference
A

Colours
Front
• Safety Blue (Pantone 300)

Rear
• Black 100 per cent

Material type
Interior permanent

Part number
TBA

Note
On Bakerloo line trains, this is a double sided notice.



Front



Rear

2.2 Obstructing doors/penalty fares (amount not shown)

Artwork reference

LUTV_INT_00004

Size

500 x 50mm

Position reference

B

Colours

- Corporate Blue (Pantone 072)
- Safety Yellow (Pantone 116)
- Black 100 per cent

Material type

Interior permanent

Part number

00205/8627



**Obstructing the doors
can be dangerous**

Penalty fare or prosecution

if you fail to show on demand a ticket, validated smartcard
or other travel authority valid for the whole of your journey

2.3 Items trapped in doors

Artwork reference

LUTV_INT_00038P

Size

50 x 168mm

Position reference

C

Colours


- Safety Yellow (Pantone 116)
- Black 100 per cent

Material type

Interior permanent

Part number

TBA



2.4 Penalty fare/lower window

Artwork reference

LUTV_INT_00029

Size

225 x 87mm

Position reference

D

Colours

- Corporate Blue (Pantone 072)

Material type

Exterior front fixing semi-permanent

Part number

00205/8629



2.5 Penalty fare (J door)

Artwork reference

LUTV_INT_00028

Size

225 x 50mm

Position reference

E

Colours

- Corporate Blue (Pantone 072)

Material type

Interior semi-permanent

Part number

00205/8628

£100 penalty fare or prosecution

if you fail to show on demand a ticket, validated smartcard
or other travel authority valid for the whole of your journey

2.6 Alarm located opposite/unwell customers

Artwork reference

LUTV_INT_00040B

Size

130 x 152mm

Position reference

F

Colours

- Safety Red (Pantone 485)
- Safety Blue (Pantone 300)

Material type

Interior permanent

Part number

TBA



2.7 Alarm instructions (pull handle)

Artwork reference

LUTV_INT_00047B

Size

130 x 90mm

Position reference

G

Colours

- Safety Red (Pantone 485)

Material type

Interior permanent

Part number

TBA



2.8 Alarm cover (pull handle)

Artwork reference

LUTV_INT_0005IB

Size

90 x 40mm

Position reference

H

Colours

- Safety Red (Pantone 485)

Material type

Interior permanent

Part number

TBA



2.9 Alarm instructions (push button - RVAR)

Artwork reference
LUTV_INT_00048B

Size
100 x 138mm

Position reference
J

Colours
• Safety Red (Pantone 485)


Material type
Interior permanent

Part number
TBA

Note
This is a double-sided sign with black on the outward facing side.



Front



Rear

2.10 Alarm cover (push button - RVAR)

Artwork reference

LUTV_INT_00052B

Size

70 x 40mm

Position reference

K

Colours

- Safety Red (Pantone 485)

Material type

Interior permanent

Part number

TBA



2.11 Emergency access combined

Artwork reference
LUTV_INT_00033

Size
225 x 164mm

Position reference
L

Colours

- Safety Red (Pantone 485)
- Black 100 per cent

Material type
Interior permanent

Part number
TBA



2.12 Risk of death/Emergency access

Artwork reference

LUTV_INT_00030

Size

70 x 275mm

Position reference

M

Colours

- Safety Red (Pantone 485)
- Safety Yellow (Pantone 116)
- Black 100 per cent

Material type

Interior permanent

Part number

TBA



2.13 Priority area - wheelchair (partition board)

Artwork reference

LUTV_INT_00055

Size

120 x 220mm

Position reference

N

Colours

- Safety Blue (Pantone 300)

Material type

Interior permanent

Part number

TBA



2.14 Priority area - wheelchair

Artwork reference

LUTV_INT_00054

Size

120 x 203mm

Position reference

○

Colours

- Safety Blue (Pantone 300)

Material type

Interior permanent

Part number

TBA



2.15 Unattended bags

Artwork reference

LUTV_INT_0004I

Size

195 x 50mm

Position reference

P

Colours

- Corporate Blue (Pantone 072)

Material type

Interior permanent - double sided

Part number

TBA

Note

This is a double-sided sign with the same artwork on both sides.



Front



Rear

2.16 No smoking/No alcohol (portrait)

Artwork reference

LUTV_INT_00039P

Size

108 x 311mm

Position reference

Q

Colours

- Safety Red (Pantone 485)
- Black 100 per cent

Material type

Interior permanent

Part number

TBA



2.17 No smoking/No alcohol (landscape)

Artwork reference

LUTV_INT_00039B

Size

156 x 100mm

Position reference

R

Colours

- Safety Red (Pantone 485)
- Black 100%

Material type

Interior permanent

Part number

TBA



2.18 In an emergency

Artwork reference

LUTV_INT_00035B

Size

130 x 153mm

Position reference

S

Colours

- Safety Blue (Pantone 300)

Material type

Interior permanent

Part number

TBA

Note

This notice does not have rounded corners as it sits in the line diagram panel.



2.19 Car line diagram

Artwork reference
LUTV_INT_00036B

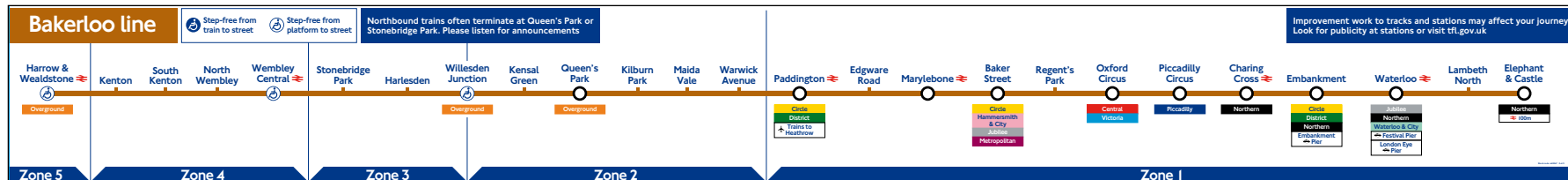
Material type
Interior semi-permanent (special)

Size
1240 x 140mm

Part number
TBA

Position reference
T

Colours
• CMYK



Example only

Notice shown is for illustrative purposes only. Ensure that the latest available TfL artwork is used. Changes to the content of this label do not require a Change to Rolling Stock.

2.20 Central London Tube map (landscape)

Artwork reference
LUTV_INT_00037B-L

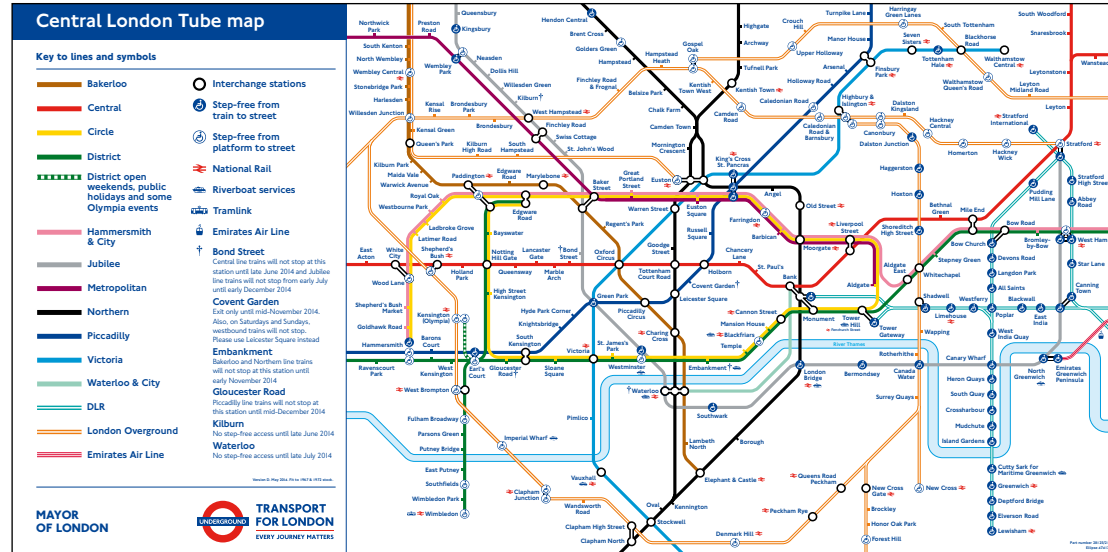
Size
543 x 272mm

Position reference
U

Colours
♦ CMYK

Material type
Interior semi-permanent (special)

Part number
TBA



Example only

Notice shown is for illustrative purposes only. Ensure that the latest available TfL artwork is used. Changes to the content of this label do not require a Change to Rolling Stock.

2.21 Central London Tube map (portrait)

Artwork reference
LUTV_INT_00037B-P

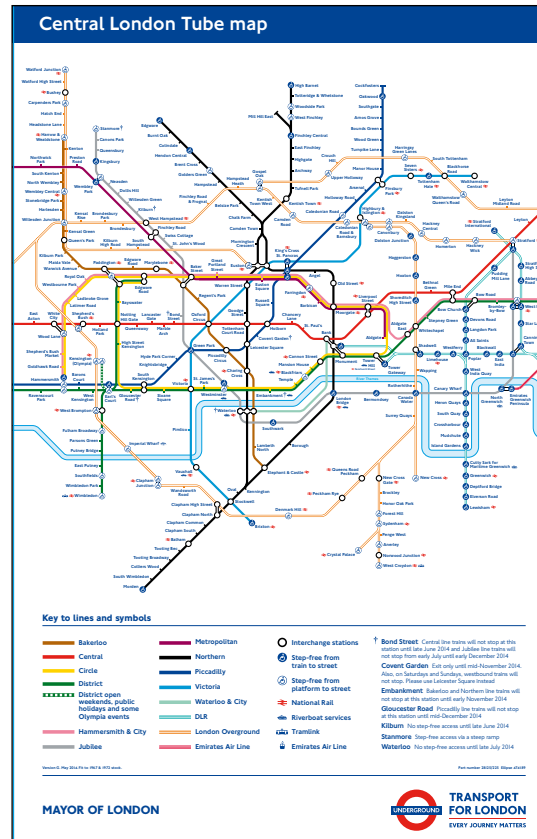
Size
265 x 412mm

Position reference
V

Colours
• CMYK

Material type
Interior semi-permanent (special)

Part number
TBA



Example only

Notice shown is for illustrative purposes only. Ensure that the latest available TfL artwork is used. Changes to the content of this label do not require a Change to Rolling Stock.

2.22 Customer contact

Artwork reference

LUTV_INT_00080B

Size

130 x 337mm

Position reference

W

Colours

- Corporate Blue (Pantone 072)

Material type

Interior semi-permanent

Part number

TBA

Note

This notice does not have rounded corners as it sits in the line diagram panel.

We'd like to hear from you

We value your feedback, suggestions and complaints which help to improve our service:

Web: tfl.gov.uk
Phone: 0343 222 1234*

To take your comments further, please contact London TravelWatch, the independent statutory watchdog for transport users in and around London.

Web: www.londontravelwatch.org.uk
Phone: 020 3176 2999

 Check your travel
tfl.gov.uk/travel-tools

 24-hour travel information
0343 222 1234*

*Network charges may apply. See tfl.gov.uk/terms for details.

Reporting a crime

We want everyone travelling on our network to feel safe. If you experience or witness a crime, feel threatened by another customer, or see something that doesn't feel right, text BTP on 61016 or call 0800 40 50 40. In an emergency call 999 or use the passenger alarm.

Staff assaults

Any form of violence, aggression, verbal or racial abuse against our staff is unacceptable.

We will always press for the strongest penalties for anyone who assaults our staff.

Example only

Notice shown is for illustrative purposes only. Ensure that the latest available TfL artwork is used. Changes to the content of this label do not require a Change to Rolling Stock.

2.23 Car reference numbers (white)

Artwork reference

LUTV_INT_00043B

Size

30mm Cap height
(128pt NJ Font Medium)

Position reference

X

Colours

- Corporate Blue (Pantone 072)

Material type

Interior permanent

Part number

TBA



Example only

Notice shown is for illustrative purposes only.

2.24 Door reference letters (blue)

Artwork reference

LUTV_INT_00042

Size

16mm Cap height
(70pt NJ Font Medium)

Position reference

In appropriate location on train interior.
(20mm down from top door frame panel, 20mm in from door frame panel)

Colours


- Corporate Blue (Pantone 072)

Material type

Interior permanent

Part number

TBA



Example only

Notice shown is for illustrative purposes only.

2.25 Cant rail labels

Artwork reference
LUTV_INT_00045P

Size
16mm Cap height
(70pt NJ Font Medium)

Position reference
In appropriate location on train interior.

Colours
• Corporate Blue (Pantone 072)

Material type
Interior permanent

Part number
TBA

ConIC

DIC

EPBIC

PSLG

TVIC

Example only
Notice shown is for illustrative purposes only.

2.26 Emergency door release

Artwork reference

LUTV_INT_00083B

Size

120 x 65mm

Position reference

Y

Colours

- Safety Red (Pantone 485)
- Safety Green (Pantone 356)

Material type

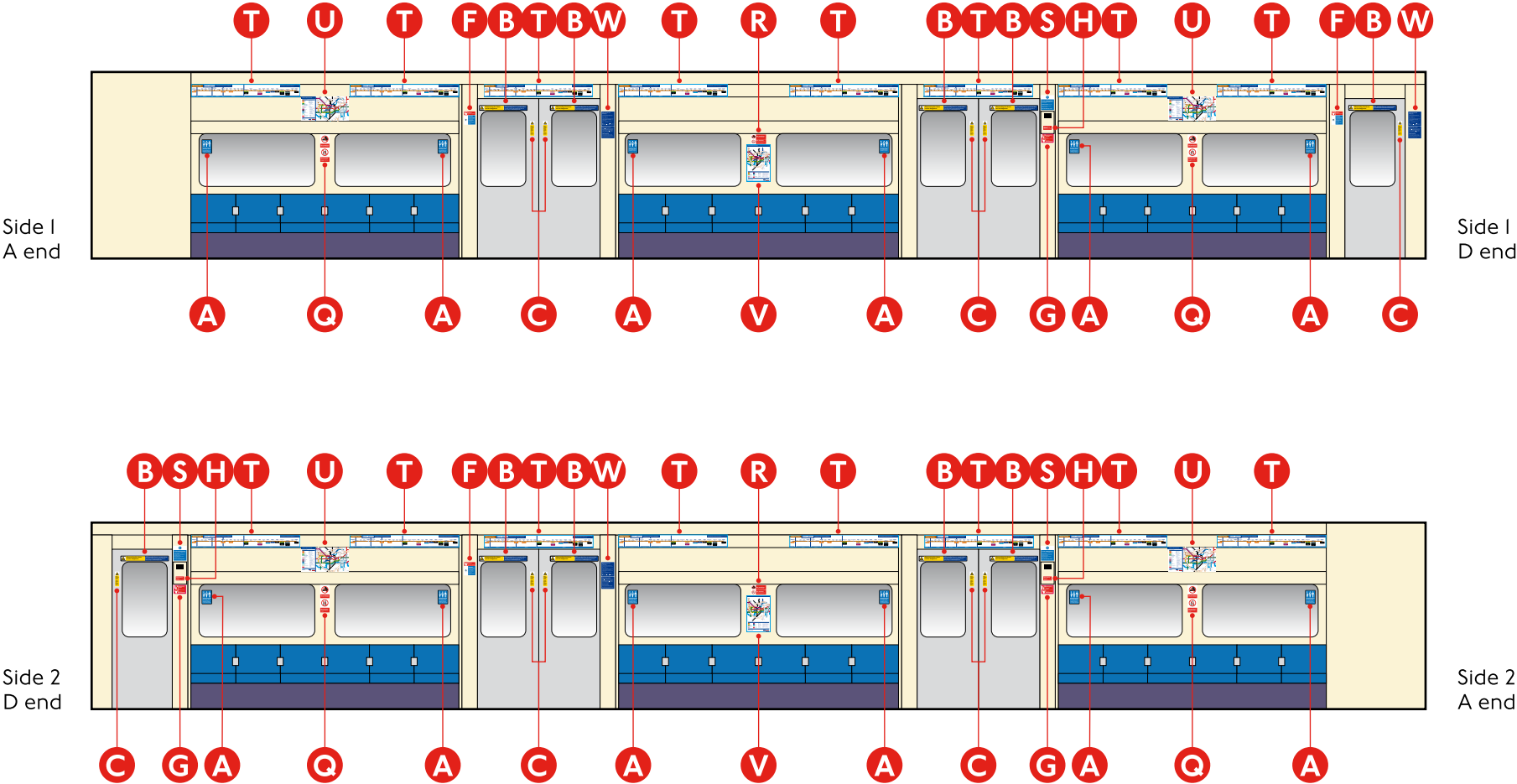
Interior permanent

Part number

TBA



2.27 Position of interior notices - driver's DM car (side elevation)



2.27.1

- A Priority seat**
LUTV_INT_00002P
Vertically - 50mm from window edge above priority seat.
Horizontally - 150mm from top of window.
- B Obstructing doors/Penalty fares**
LUTV_INT_00004
Vertically - centred above door window.
Horizontally - 20mm above door window.
- C Items trapped in doors**
LUTV_INT_00038P
Vertically - centred on opening side of door panel.
Horizontally - 80mm below top of door window.
- F Alarm located opposite/unwell customers**
LUTV_INT_00040J
Vertically - centred on panel.
Horizontally - top of notice in line with top of door window.
- G Alarm instructions (pull handle)**
LUTV_INT_00047B
Vertically - centred below alarm panel.
Horizontally - 10mm below alarm panel.
- H Alarm cover (pull handle)**
LUTV_INT_0005I
Vertically - centred on flat panel of alarm.
Horizontally - centred on flat panel of alarm.
- Q No smoking/no alcohol (portrait)**
LUTV_INT_00039P
Vertically - centred between windows.
Horizontally - 100mm from top of panel.
- R No smoking/no alcohol (landscape)**
LUTV_INT_00039B-L
Vertically - centred between windows.
Horizontally - centred between top of panel and CLTM frame.
- S In an emergency**
LUTV_INT_00035B
Vertically - centred above alarm panel.
Horizontally - 10mm above alarm panel.
- T Car line diagram**
LUTV_INT_00036B
Placed as shown on car line diagram panel.
- U Central London Tube map (landscape)**
LUTV_INT_00037B-L
Vertically - centred within middle poster frame.
Horizontally - centred within middle poster frame.
- V Central London Tube map (portrait)**
LUTV_INT_00037B-P
Vertically - centred within poster frame.
Horizontally - centred within poster frame.

2.27.2

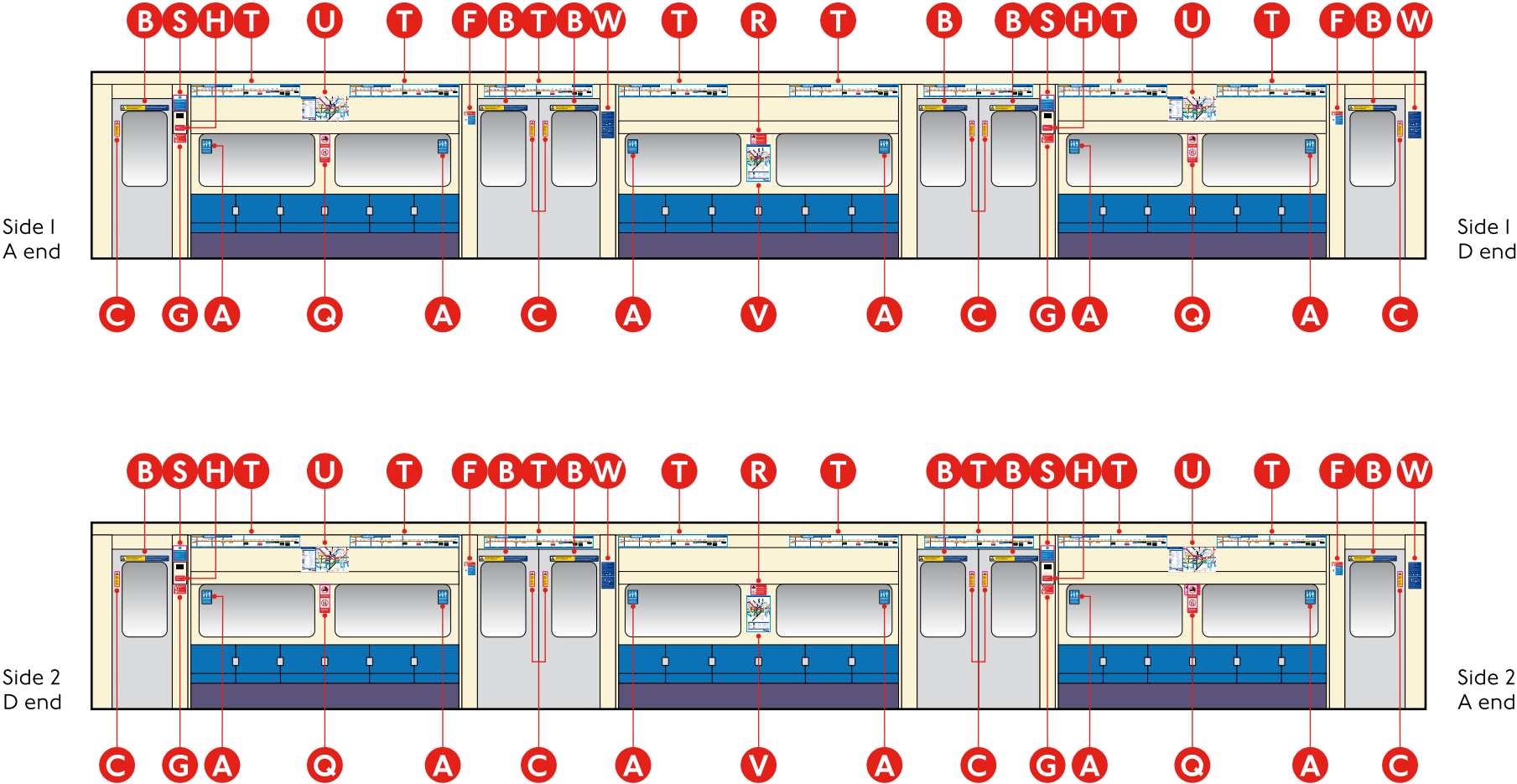
W Customer contact

LUTV_INT_00080B

Vertically - centred on panel.

Horizontally - 50mm from top of panel.

2.28 Position of interior notices - trailer car (side elevation)



2.28.1

- A Priority seat**
LUTV_INT_00002P
Vertically - 50mm from window edge above priority seat.
Horizontally - 150mm from top of window.
- B Obstructing doors/Penalty fares**
LUTV_INT_00004
Vertically - centred above door window.
Horizontally - 20mm above door window.
- C Items trapped in doors**
LUTV_INT_00038P
Vertically - centred on opening side of door panel.
Horizontally - 80mm below top of door window.
- F Alarm located opposite/unwell customers**
LUTV_INT_00040J
Vertically - centred on panel.
Horizontally - top of notice in line with top of door window.
- G Alarm instructions (pull handle)**
LUTV_INT_00047B
Vertically - centred below alarm panel.
Horizontally - 10mm below alarm panel.
- H Alarm cover (pull handle)**
LUTV_INT_0005I
Vertically - centred on flat panel of alarm.
Horizontally - centred on flat panel of alarm.
- Q No smoking/No alcohol (portrait)**
LUTV_INT_00039P
Vertically - centred between windows.
Horizontally - 100mm from top of panel.
- R No smoking/No alcohol (landscape)**
LUTV_INT_00039B-L
Vertically - centred between windows.
Horizontally - centred between top of panel and CLTM frame.
- S In an emergency**
LUTV_INT_00035B
Vertically - centred above alarm panel.
Horizontally - 10mm above alarm panel.
- T Car line diagram**
LUTV_INT_00036B
Placed as shown on car line diagram panel.
- U Central London Tube map (landscape)**
LUTV_INT_00037B-L
Vertically - centred within middle poster frame.
Horizontally - centred within middle poster frame.
- V Central London Tube map (portrait)**
LUTV_INT_00037B-P
Vertically - centred within poster frame.
Horizontally - centred within poster frame.

2.28.2

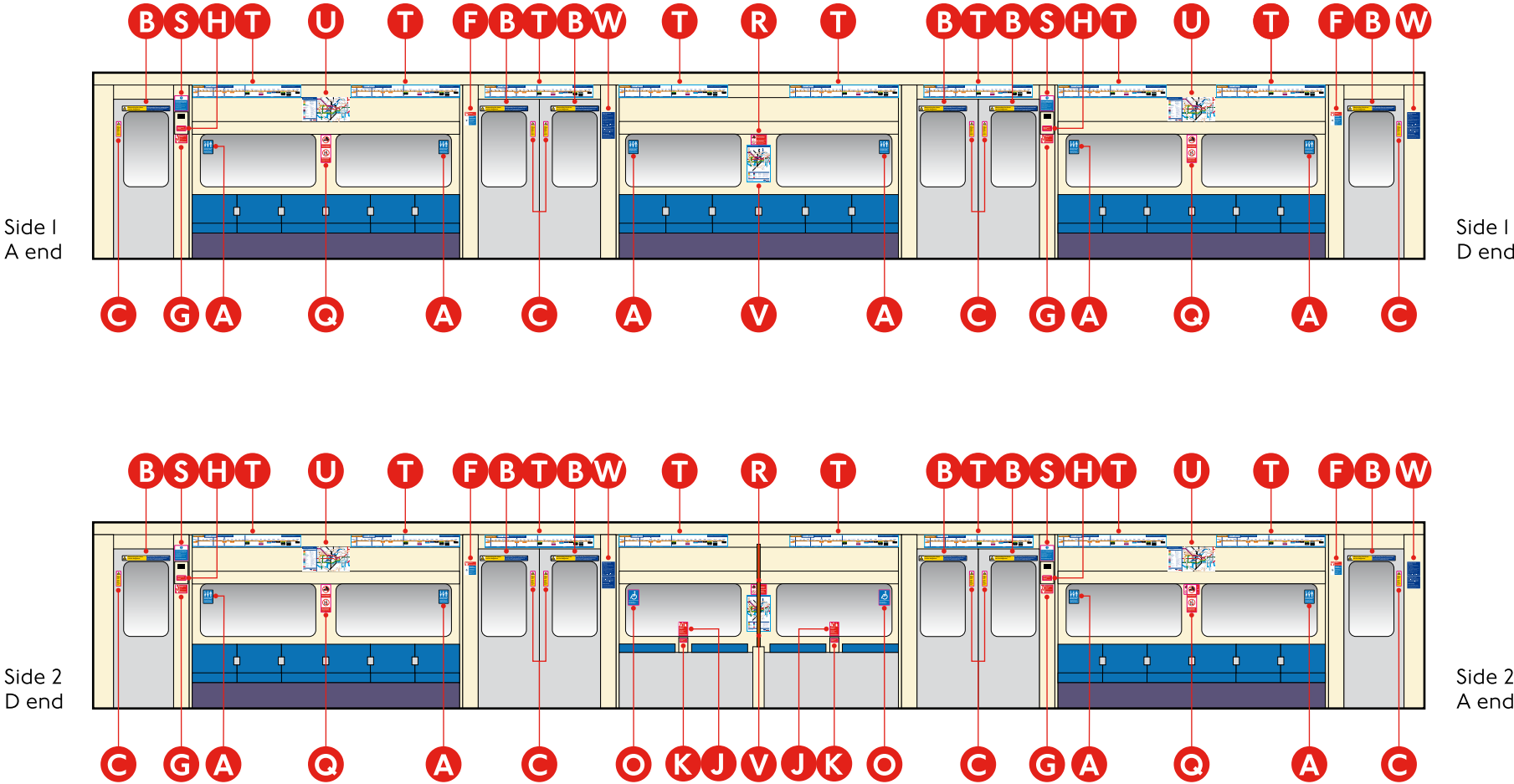
W Customer contact

LUTV_INT_00080B

Vertically - centred on panel.

Horizontally - 50mm from top of panel.

2.29 Position of interior notices - accessible special trailer car (side elevation)



2.29.1

- A Priority seat**
LUTV_INT_00002P
Vertically - 50mm from window edge above priority seat.
Horizontally - 150mm from top of window.
- B Obstructing doors/Penalty fares**
LUTV_INT_00004
Vertically - centred above door window.
Horizontally - 20mm above door window.
- C Items trapped in doors**
LUTV_INT_00038P
Vertically - centred on opening side of door panel.
Horizontally - 80mm below top of door window.
- F Alarm located opposite/unwell customers**
LUTV_INT_00040J
Vertically - centred on panel.
Horizontally - top of notice in line with top of door window.
- G Alarm instructions (pull handle)**
LUTV_INT_00047B
Vertically - centred below alarm panel.
Horizontally - 10mm below alarm panel.
- H Alarm cover (pull handle)**
LUTV_INT_00051
Vertically - centred on flat panel of alarm.
Horizontally - centred on flat panel of alarm.
- J Alarm instructions (push button - RVAR)**
LUTV_INT_00048C
Vertically - on window, centred above alarm housing.
Horizontally - on window, 40mm above alarm housing.
- K Alarm cover (push button - RVAR)**
LUTV_INT_00052C
Vertically - centred on top flap of alarm housing.
Horizontally - centred on top flap of alarm housing.
- O Priority area - wheelchairs**
LUTV_INT_00054
Vertically - 50mm from window edge above priority seat.
Horizontally - 150mm from top of window.
- Q No smoking/No alcohol (portrait)**
LUTV_INT_00039P
Vertically - centred between windows.
Horizontally - 100mm from top of panel.
- R No smoking/No alcohol (landscape)**
LUTV_INT_00039B-L
Vertically - centred between windows.
Horizontally - centred between top of panel and CLTM frame.
- S In an emergency**
LUTV_INT_00035B
Vertically - centred above alarm panel.
Horizontally - 10mm above alarm panel.

2.29.2

T Car line diagram

LUTV_INT_00036B

Placed as shown on car line diagram panel.

U Central London Tube map (landscape)

LUTV_INT_00037B-L

Vertically - centred within middle poster frame.

Horizontally - centred within middle poster frame.

V Central London Tube map (portrait)

LUTV_INT_00037B-P

Vertically - centred within poster frame.

Horizontally - centred within poster frame.

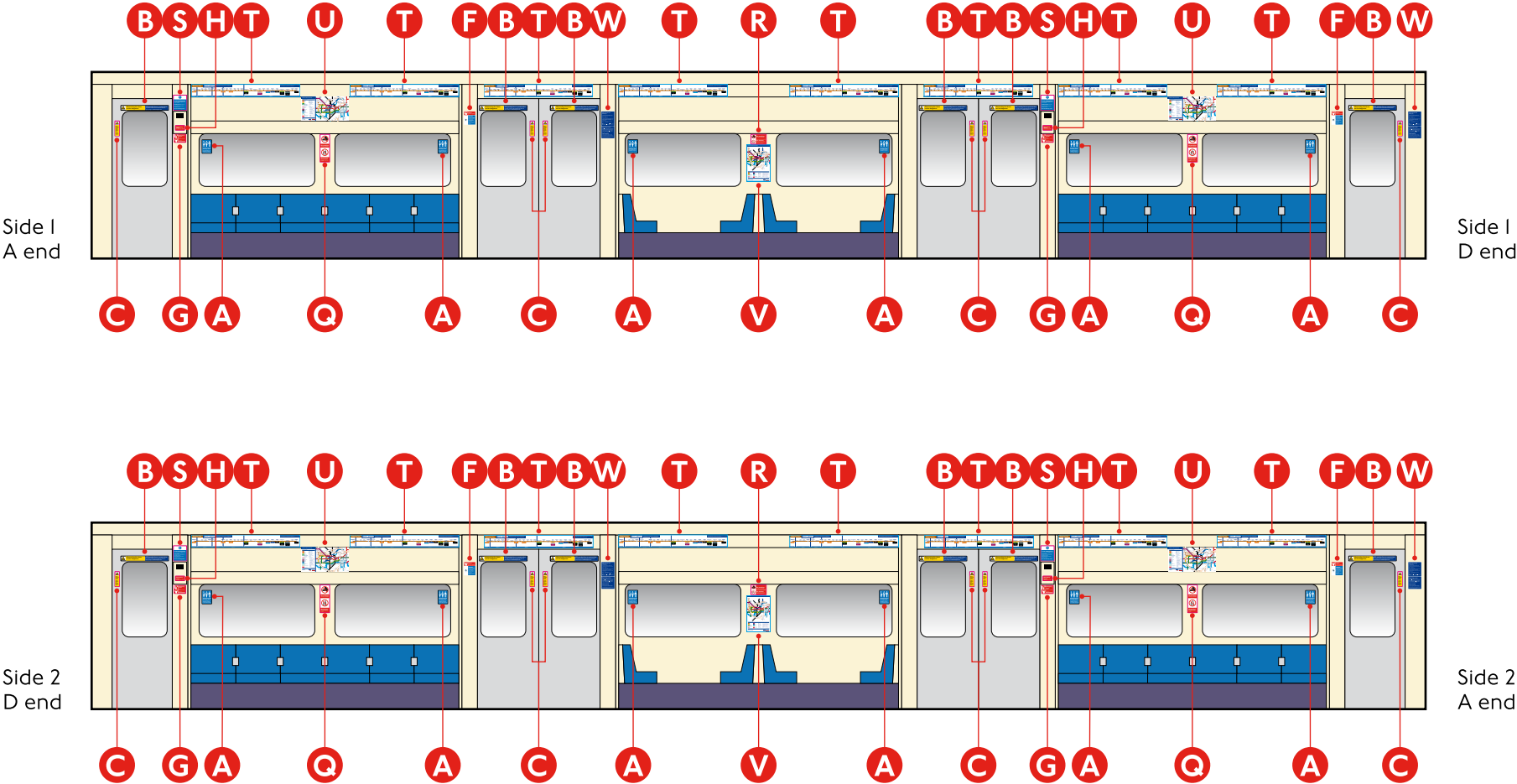
W Customer contact

LUTV_INT_00080B

Vertically - centred on panel.

Horizontally - 50mm from top of panel.

2.30 Position of interior notices - UNDM car (side elevation)



2.30.1

- A Priority seat**
LUTV_INT_00002P
Vertically - 50mm from window edge above priority seat.
Horizontally - 150mm from top of window.
- B Obstructing doors/Penalty fares**
LUTV_INT_00004
Vertically - centred above door window.
Horizontally - 20mm above door window.
- C Items trapped in doors**
LUTV_INT_00038P
Vertically - centred on opening side of door panel.
Horizontally - 80mm below top of door window.
- F Alarm located opposite/unwell customers**
LUTV_INT_00040J
Vertically - centred on panel.
Horizontally - top of notice in line with top of door window.
- G Alarm instructions (pull handle)**
LUTV_INT_00047B
Vertically - centred below alarm panel.
Horizontally - 10mm below alarm panel.
- H Alarm cover (pull handle)**
LUTV_INT_0005I
Vertically - centred on flat panel of alarm.
Horizontally - centred on flat panel of alarm.
- Q No smoking/No alcohol (portrait)**
LUTV_INT_00039P
Vertically - centred between windows.
Horizontally - 100mm from top of panel.
- R No smoking/No alcohol (landscape)**
LUTV_INT_00039B-L
Vertically - centred between windows.
Horizontally - centred between top of panel and CLTM frame.
- S In an emergency**
LUTV_INT_00035B
Vertically - centred above alarm panel.
Horizontally - 10mm above alarm panel.
- T Car line diagram**
LUTV_INT_00036B
Placed as shown on car line diagram panel.
- U Central London Tube map (landscape)**
LUTV_INT_00037B-L
Vertically - centred within middle poster frame.
Horizontally - centred within middle poster frame.
- V Central London Tube map (portrait)**
LUTV_INT_00037B-P
Vertically - centred within poster frame.
Horizontally - centred within poster frame.

2.30.2

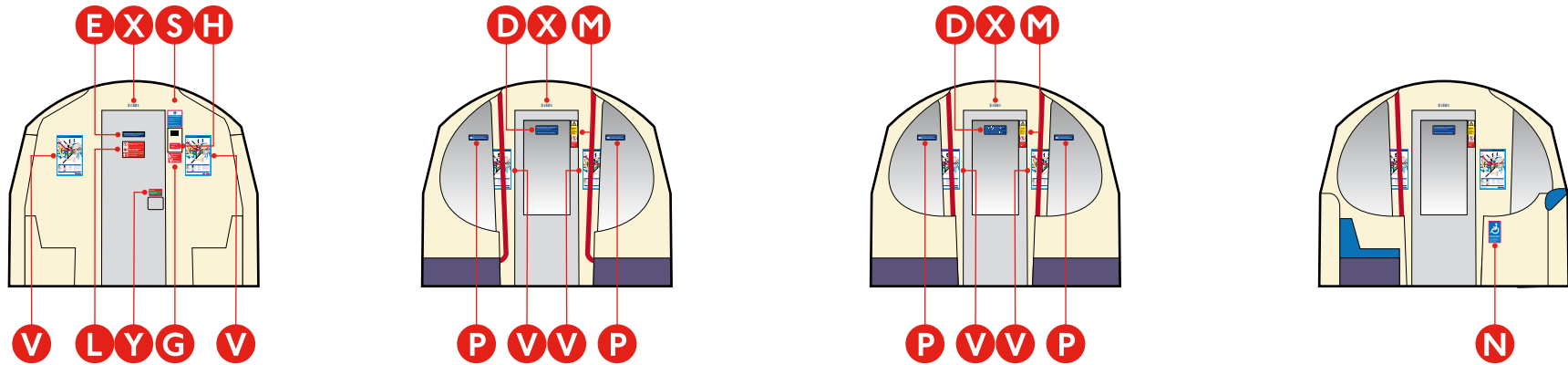
W Customer contact

LUTV_INT_00080B

Vertically - centred on panel.

Horizontally - 50mm from top of panel.

2.31 Position of interior notices - all cars (front elevations)



D Penalty fare/Lower window

LUTV_INT_00029

Vertically - centred on windows of interconnecting doors.

Horizontally - 40mm below top of window.

E Penalty fare (J door)

LUTV_INT_00028

Vertically - centred on J door.

Horizontally - 10mm above door peep hole.

G Alarm instructions (pull handle)/ Unwell customers

LUTV_INT_00064B

Vertically - centred below alarm panel.

Horizontally - 10mm below alarm panel.

H Alarm cover (pull handle)

LUTV_INT_00051

Vertically - centred on flat panel of alarm.

Horizontally - centred on flat panel of alarm.

L Emergency access combined notice

LUTV_INT_00033

Vertically - centred on J door.

Horizontally - 10mm below door peep hole.

M Risk of death/Emergency access

LUTV_INT_00030

Vertically - centred on right hand door panel.

Horizontally - aligned with top of window.

2.31.1

N Priority area (partition board)

LUTV_INT_00054C

Vertically - 50mm from panel edge.

Horizontally - bottom of notice
250mm from bottom of panel.

P Unattended bags

LUTV_INT_0004I

Vertically - 50mm from glass edge.

Horizontally - bottom of notice
800mm from bottom of glass.

S In an emergency

LUTV_INT_00035B

Vertically - centred above alarm
panel.

Horizontally - 10mm above alarm
panel.

V Central London Tube map (portrait)

LUTV_INT_00037B-P

Vertically - centred within poster
frame.

Horizontally - centred within poster
frame.

X Car reference number (blue)

LUTV_INT_00043

Vertically - centred on black panel
above door.

Horizontally - centred on black panel
above door.

U Emergency door release

LUTV_INT_00083B

Vertically - centred above emergency
door release device.

Horizontally - 10mm above
emergency door release device.

3 Car exterior notices

The following pages illustrate the graphic notices that are to be applied to the Bakerloo line car exteriors (72 Tube stock).

3.1 Roundel

Artwork reference
LUTV_EXT_00001

Size
440mm width

Position reference
A

Colours

- Corporate Red (Pantone 485)
- Corporate Blue (Pantone 072)

Material type
Exterior permanent

Part number
TBA



3.2 Obstructing doors/Shark teeth (left)

Artwork reference
LUTV_EXT_00047A

Size
70 x 606mm

Position reference
B

Colours

- Safety Yellow (Pantone 116)
- Black 100%

Material type
Exterior permanent

Part number
00207/8662



3.3 Obstructing doors/Shark teeth (right)

Artwork reference

LUTV_EXT_00047B

Size

70 x 606mm

Position reference

C

Colours

- Safety Yellow (Pantone 116)
- Black 100%

Material type

Exterior permanent

Part number

00207/8484



3.4 Wheelchair entry

Artwork reference

LUTV_EXT_00003

Size

130 x 150mm

Position reference

D

Colours

- Safety Blue (Pantone 300)

Material type

Exterior permanent

Part number

TBA



3.5 Car reference numbers

Artwork reference

LUTV_EXT_00004

Size

80mm cap height
(342pt NJ Font Medium)

Position reference

E

Colours

- Corporate Blue (Pantone 072)

Material type

Exterior permanent

Part number

TBA

A large, bold, blue car reference number '11080' is displayed. The first two '1's are significantly narrower than the '0's and '8'. The '0's and '8' are rounded and have a consistent thickness. The entire number is rendered in a solid, vibrant blue color.

Example only

Notice shown is for illustrative purposes only.

3.6 Door reference letters

Artwork reference

LUTV_EXT_00005

Size

17mm
(70pt NJ Font Medium)

Position reference

In appropriate location on train door
(20mm down from top of door, 20mm in
from door edge).

Colours

- White
(Red shown is for illustrative
purposes only)

Material type

Exterior permanent

Part number

TBA



Example only

Notice shown is for illustrative purposes only.

3.7 Front of train number

Artwork reference

LUTV_EXT_00006

Size

75mm

(316pt NJ Font Medium)

Position reference

F

Colours

- White
(Red shown is for illustrative purposes only)

Material type

Exterior permanent

Part number

TBA



Example only

Notice shown is for illustrative purposes only.

3.8 De-icing circle (white)

Artwork reference

LUTV_EXT_00011

Size

60mm diameter

Position reference

G

Colours


- White
(Red shown is for illustrative purposes only)

Material type

Exterior permanent

Part number

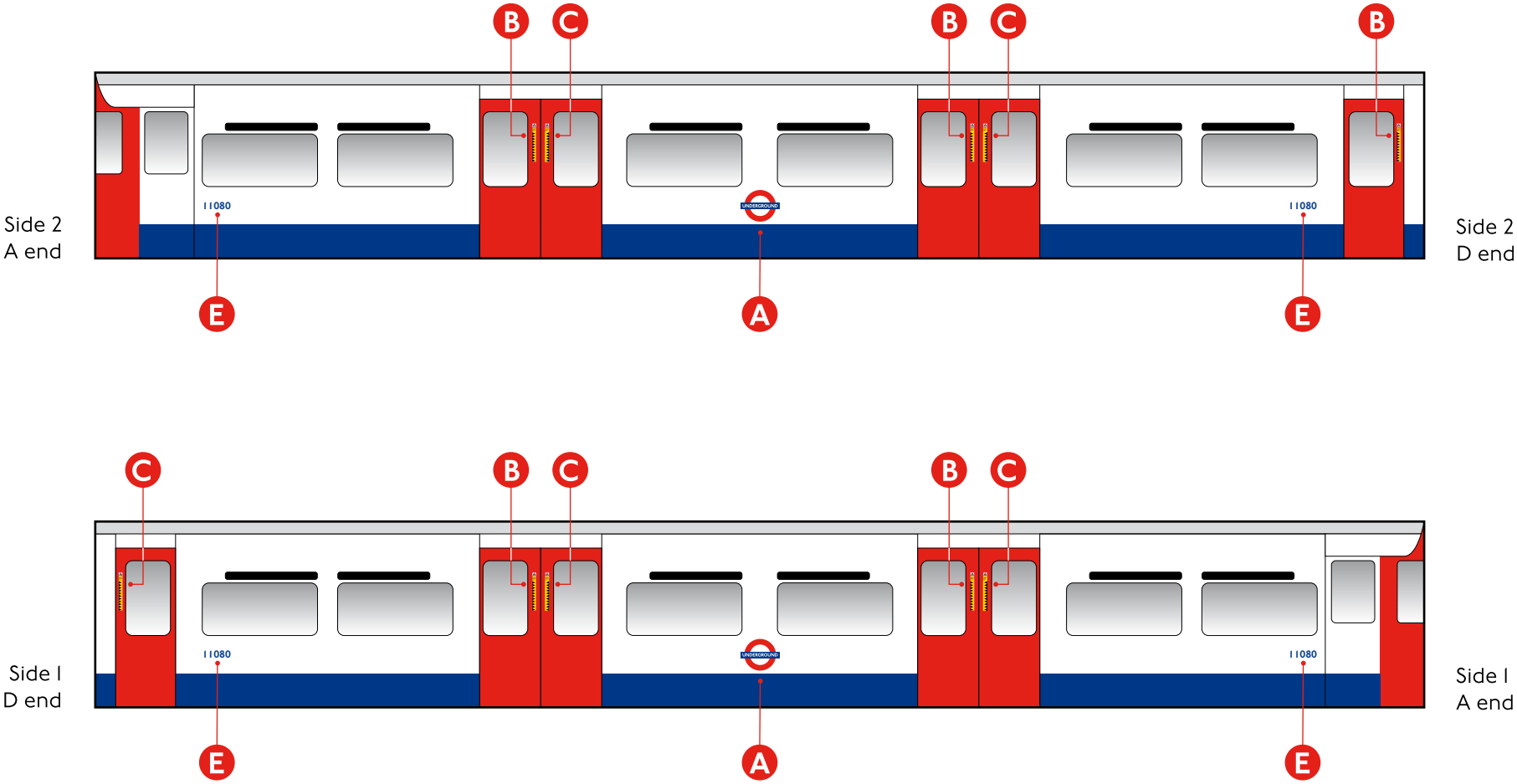
TBA



Example only

Notice shown is for illustrative purposes only.

3.9 Position of exterior notices - driver's DM car (side elevation)



3.9.1

A Roundel

LUTV_EXT_00001

Vertically - centred between two
centre windows

Horizontally - centred between
bottom of windows and top of blue
band

B Obstructing doors/shark teeth (left)

LUTV_EXT_00047P-A

Vertically - against opening edge of
inner panel of left opening car doors

Horizontally - top of notice 200mm
from top of door window.

C Obstructing doors/shark teeth (right)

LUTV_EXT_00047P-B

Vertically - against opening edge of
inner panel of right opening car
doors

Horizontally - top of notice 200mm
from top of door window.

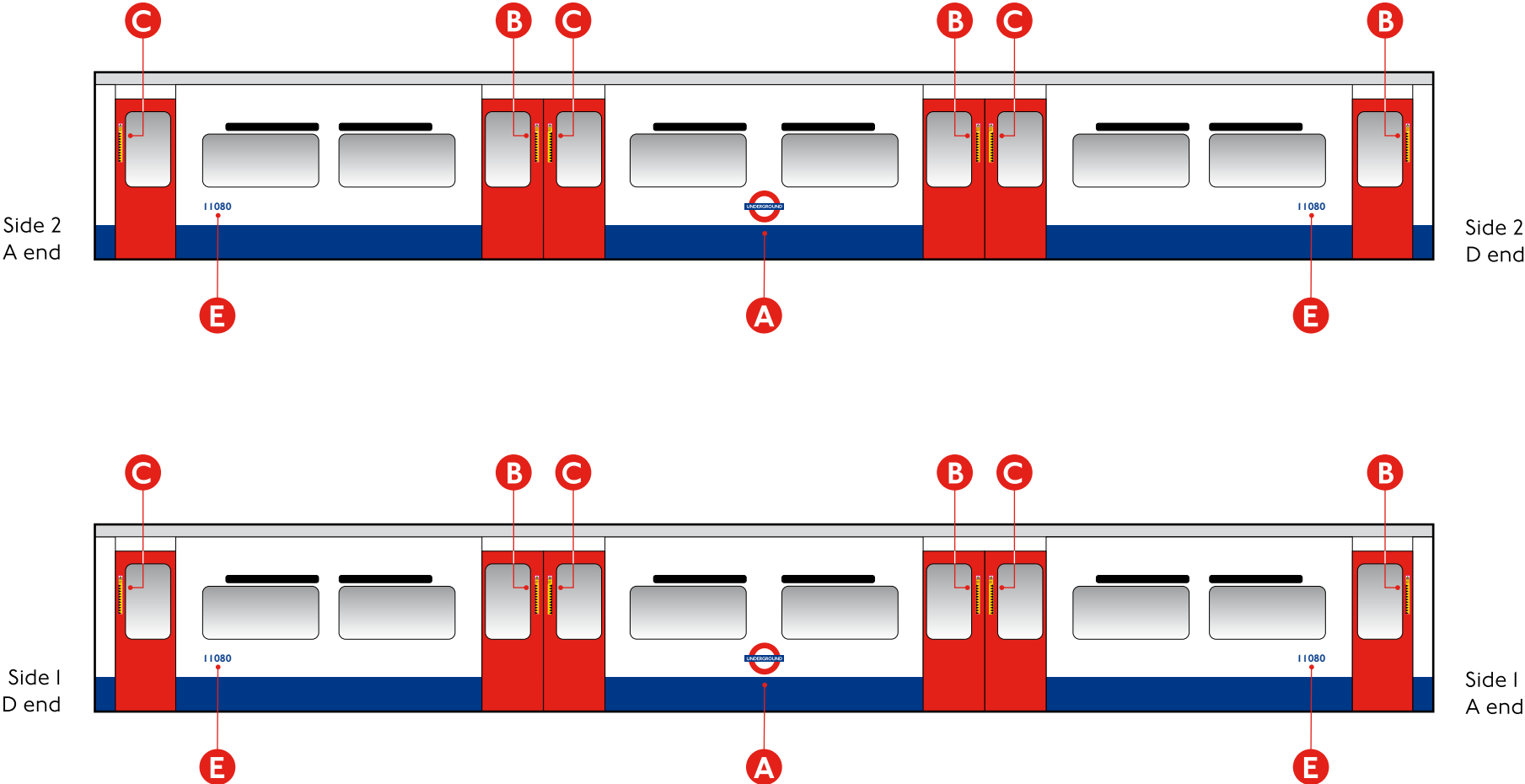
E Car reference numbers

LUTV_EXT_00004

Vertically - in line with window edge

Horizontally - top of text 250mm
from bottom of window..

3.10 Position of exterior notices - trailer and UNDM cars (side elevation)



3.10.1

A Roundel

LUTV_EXT_00001

Vertically - centred between two
centre windows

Horizontally - centred between
bottom of windows and top of blue
band

B Obstructing doors/shark teeth (left)

LUTV_EXT_00047P-A

Vertically - against opening edge of
inner panel of left opening car doors

Horizontally - top of notice 200mm
from top of door window.

C Obstructing doors/shark teeth (right)

LUTV_EXT_00047P-B

Vertically - against opening edge of
inner panel of right opening car
doors

Horizontally - top of notice 200mm
from top of door window.

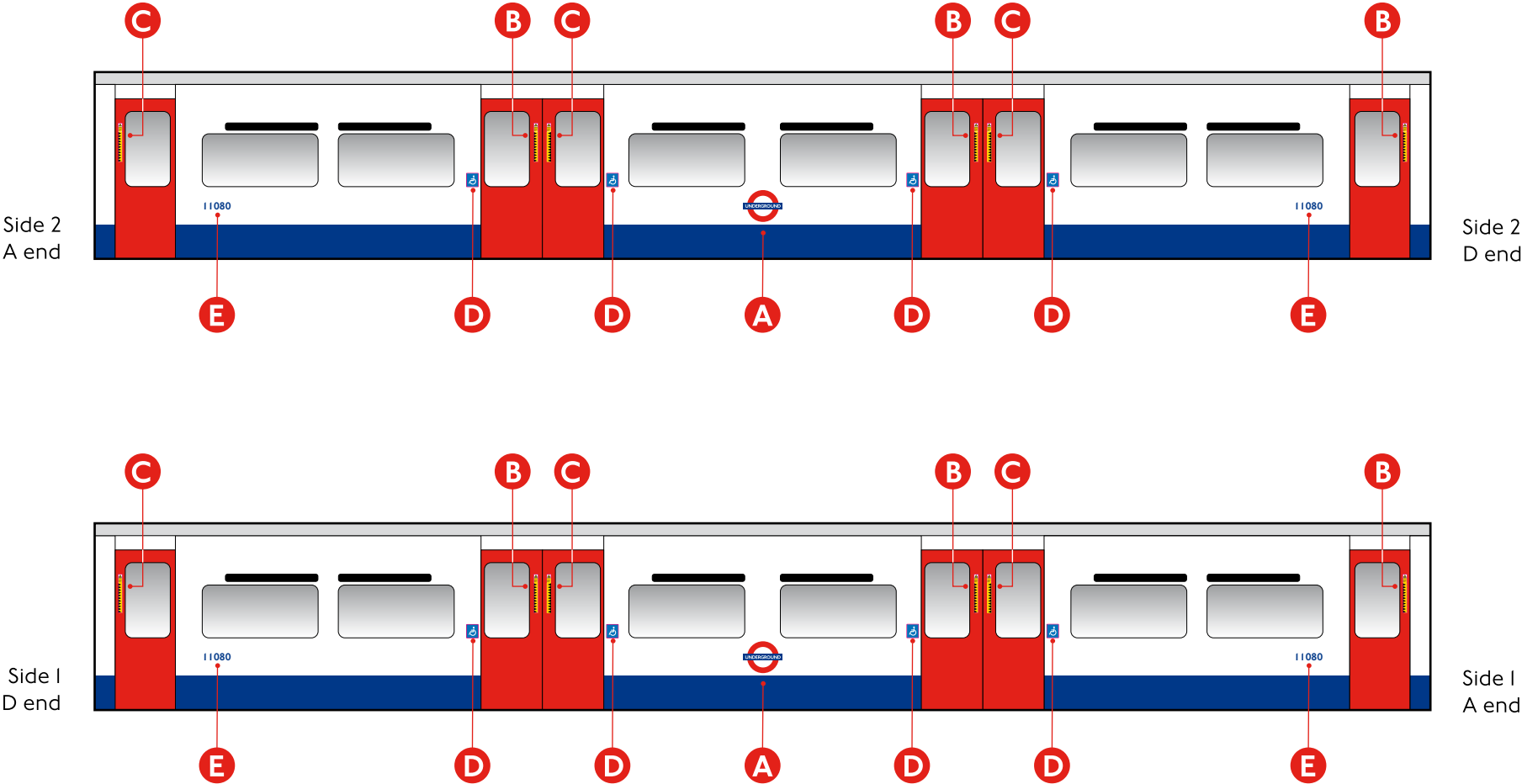
E Car reference numbers

LUTV_EXT_00004

Vertically - in line with window edge

Horizontally - top of text 250mm
from bottom of window.

3.11 Position of exterior notices - accessible special trailer car (side elevation)



3.11.1

A Roundel

LUTV_EXT_00001

Vertically - centred between two centre windows

Horizontally - centred between bottom of windows and top of blue band

B Obstructing doors/shark teeth (left)

LUTV_EXT_00047P-A

Vertically - against opening edge of inner panel of left opening car doors

Horizontally - top of notice 200mm from top of door window.

C Obstructing doors/shark teeth (right)

LUTV_EXT_00047P-B

Vertically - against opening edge of inner panel of right opening car doors

Horizontally - top of notice 200mm from top of door window.

D Wheelchair entry

LUTV_EXT_00003

Vertically - centred on panel.

Horizontally - bottom of notice aligns with bottom of car door window.

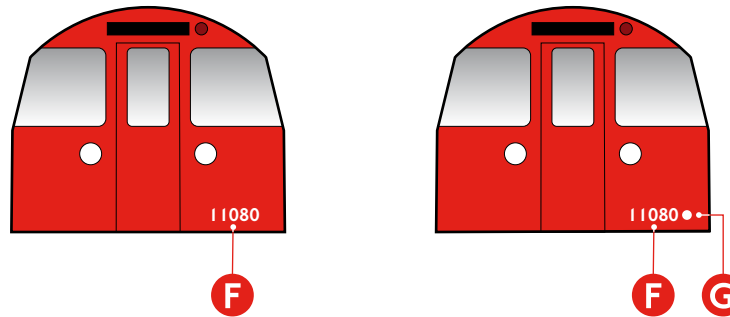
E Car reference numbers

LUTV_EXT_00004

Vertically - in line with window edge

Horizontally - top of text 250mm from bottom of window.

3.12 Position of exterior notices - Driver's DM car (front elevation)



F Front of train number

LUTV_INT_00006

Vertically - centred on panel.

Horizontally - Centred on red panel.

H De-icing circle (white)

LUTV_EXT_00011

Vertically - 25mm from last digit of front of train number.

Horizontally - 100mm from bottom of train.

Further information

These standards intend to outline basic principles and therefore cannot cover every application or eventuality.

In case of difficulty or doubt as to how to apply these standards, please contact The TfL Graphics team.

Email: corporatedesign@tfl.gov.uk

Any change to this document that affect the labeling on the vehicles will require a Change to Rolling Stock (CRS) to be raised unless stated otherwise.

For further information, See S2I80 'Standard for Rolling Stock' section A3.4.I, Guidance Document G1100 and Forms F5715 and F5716 f and contact The Head of Rolling Stock Document Review (SMBHoRSDocumentRevie@tfl.gov.uk).

Issue 3

April 2024

© Transport for London

MSRV24_025 Bakerloo line train graphics standard - Issue 03