








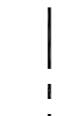
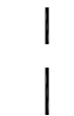

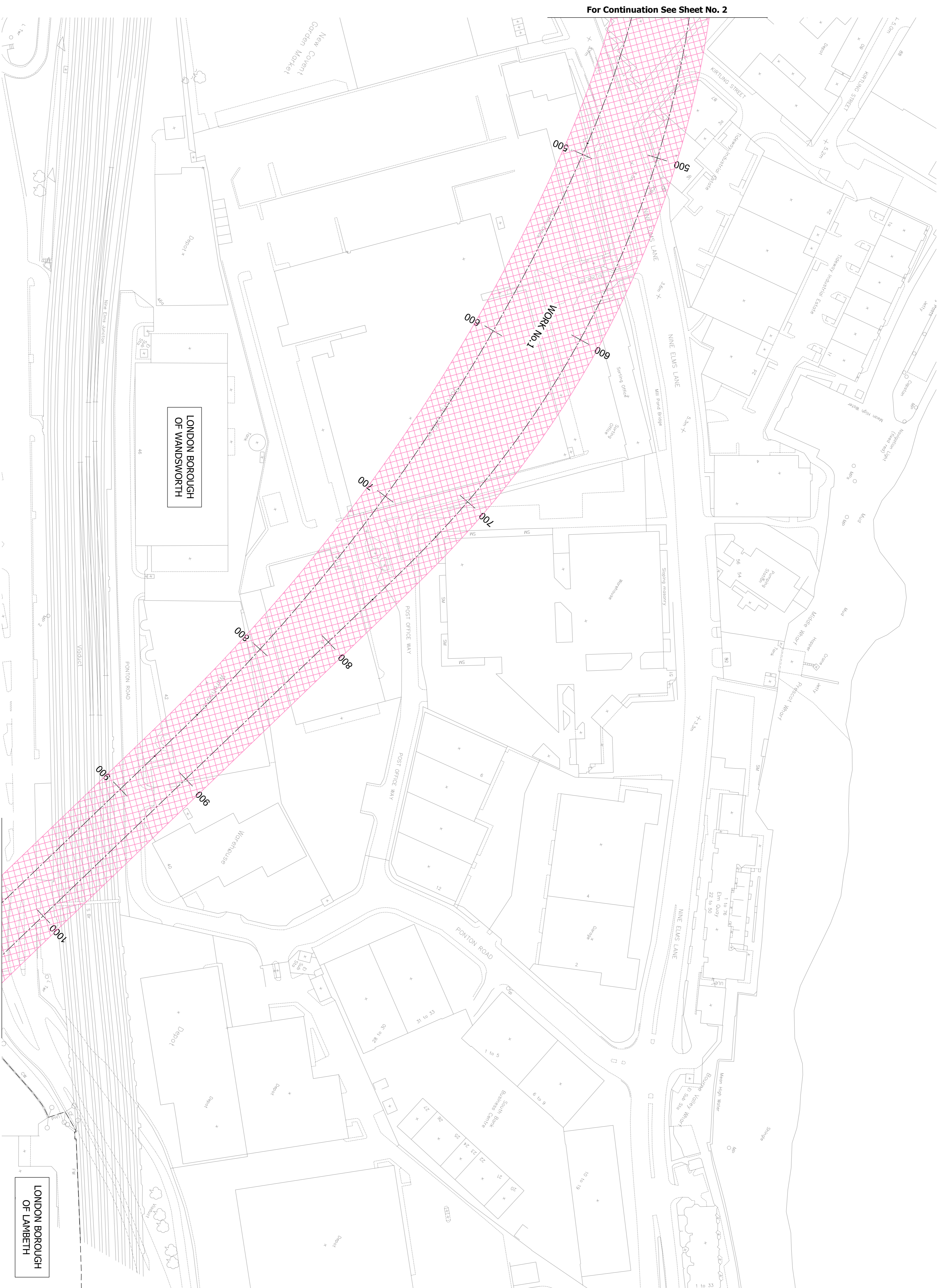


Transport and Works Act 1992
 Northern Line Extension to Battersea Order
 LONDON BOROUGHS OF WANDSWORTH, LAMBETH AND SOUTHWARK

KEY


-  LIMITS OF DEVIATION OF LAND TO BE ACQUIRED OR USED (SUBSOIL ONLY)
-  LIMITS OF DEVIATION OF ADDITIONAL LAND TO BE USED (SUBSOIL ONLY)
-  LIMITS OF DEVIATION OF LAND TO BE ACQUIRED OR USED
-  LIMITS OF LAND TO BE USED TEMPORARILY
-  LIMITS OF LAND FOR SAFEGUARDING WORKS
-  LIMIT OF SCHEDULED WORK
-  ACCESS TO BE PROVIDED OR IMPROVED
-  TEMPORARY STOPPING UP OF ROAD
-  TEMPORARY STOPPING UP OF ROAD
-  CENTRELINE OF SCHEDULED WORKS
-  BOROUGH BOUNDARY
-  ROUTE OF FOOTPATH TO BE DIVERTED



For Continuation See Sheet No. 2

For Continuation See Sheet No. 4

PLAN



HORIZONTAL SCALE FOR PLAN 1:1250 @ A1

DRAFT
 02.11.2012