

Ticket machine graphics standard - Passenger Operated Machines

Issue 2

Contents

Foreword

- 1 Ticket Vending Machine (TVM)
Electra
- 2 Multi Fare Machine (MFM)
- 3 Advanced Fare Machine (AFM)
- 4 Queue Buster Machine (QBM)
- 5 Ticket Vending Machine (TVM)
Worldline (not used on London
Underground)

Further information

Foreword

The following pages illustrate the notices that are to appear on all TfL Passenger Operated Machines (POMs) for all TfL modes.

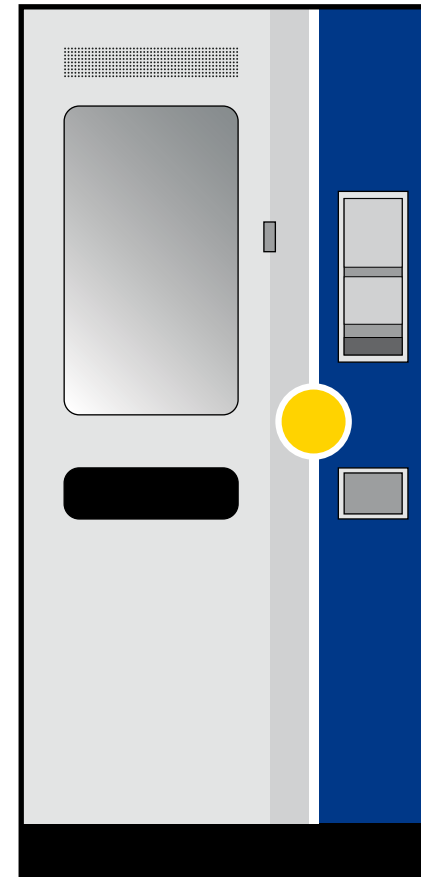
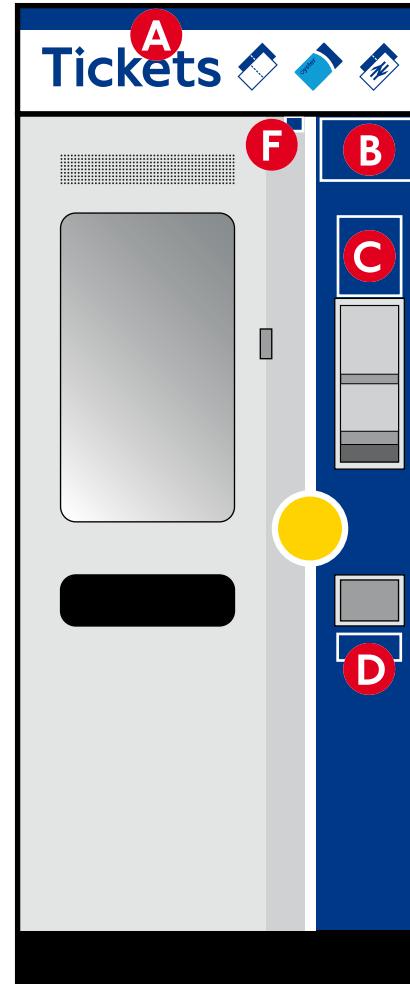
All artwork for POMs is to be obtained from the TfL Graphic Design team (corporatedesign@tfl.gov.uk). No other artwork is to be used to produce notices.

I Ticket Vending Machine (TVM Electra)

- A ELEC_TVM_001**
Header panel
(Do not use on Underground TVMs)
- B ELEC_TVM_002**
Cards only
- ELEC_TVM_003**
Cash and cards
- C ELEC_TVM_004**
This machine is managed by
(Do not use on Underground TVMs)
- ELEC_TVM_005**
This machine is managed by/
Cheapest fares
(Do not use on Underground TVMs)
- D ELEC_TVM_006**
Insert notes here
- ELEC_TVM_007**
Insert notes here/Conditions
- F LUSS_I01**
Device number

Note

Header panels are used on freestanding TVMs only.



I.1 TVM Electra - Header panel

Artwork reference
ELEC_TVM_001

Position reference
A

Size
828 x 221mm

Colours

- Pantone 072 Blue
- Cyan 100%

Note
In addition to Pantone 072 Blue and Cyan 100%, each mode will have its own modal colour strip at the top of the panel as shown.

Do not use on Underground TVMs.

DLR



Elizabeth line



London Buses



London Overground



London River Services



London Trams



Victoria Coach Station



1.2 TVM Electra - Cards only

Artwork reference
ELEC_TVM_002

Position reference
B

Size
195 x 140mm

Colours
• Pantone 072 Blue



1.3 TVM Electra - Cash and cards

Artwork reference
ELEC_TVM_003

Position reference
B

Size
195 x 140mm

Colours
• Pantone 072 Blue



I.4 TVM Electra - This machine is managed by

Artwork reference

ELEC_TVM_004

Position reference

C

Size

100 x 75mm

Colours

- Pantone 072 Blue

Note

This notice is not to be used on London Underground TVMs.



1.5 TVM Electra - This machine is managed by/Cheapest fares

Artwork reference

ELEC_TVM_005

Position reference

C

Size

100 x 207mm

Colours

- Pantone 072 Blue

Note

This notice is not to be used on London Underground TVMs.

Cheapest fares

For many longer journeys, you could save money by buying an Advance ticket. These fares are not available from this ticket machine. We recommend that you enquire at the ticket office, or book online in these cases.

Off-peak tickets

Off-peak tickets are available from this machine no less than ten minutes before the earliest time at which they are valid for travel.

Bought the wrong ticket?

If you have inadvertently bought the wrong ticket from this machine, which meant that you paid a higher fare than was necessary, you may be entitled to a refund. Please enquire at the ticket office.

This machine is managed by TfL

If you experience any problems with this machine please contact a member of staff in the first instance, or call TfL Customer Services on 0343 222 1234*.

Please quote the time the issue occurred and the location of the TVM.

*Service and network charges may apply. See tfl.gov.uk/terms for details

1.6 TVM Electra - Insert notes here

Artwork reference
ELEC_TVM_006

Position reference
D

Size
105 x 35mm

- Colours**
- Pantone 072 Blue
 - Pantone 485 Red



1.7 TVM Electra - Insert notes here/Conditions

Artwork reference
ELEC_TVM_007

Position reference
D

Size
105 x 88mm

Colours

- Pantone 072 Blue
- Pantone 485 Red

Note
This notice is not to be used on London Underground TVMs.



1.8 TVM Electra - Device number

Artwork reference

LUSS_I01A



Position reference

F

Size

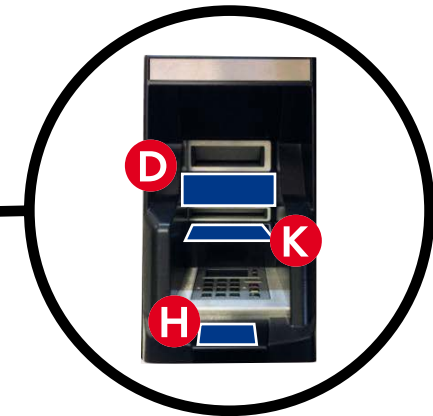

19 x 17mm

Colours

- Pantone 072 Blue

2 Multi Fare Machine (MFM)

- D **ELEC_TVM_006**
Insert notes here
- E **YV_011**
Yellow card reader
- F **LUSS_101**
Device number
- H **LUSS_350**
Insert bank card below
- J **LUSS_100**
5p not accepted
- K **LUSS_338**
Collect your notes here



2.1 MFM - Insert notes here

Artwork reference
ELEC_TVM_006

Position reference
D

Size
105 x 35mm

Colours

- Pantone 072 Blue
- Pantone 485 Red



2.2 MFM - Yellow card reader

Artwork reference

YV_011

Position reference

E (Placed on reader)

Size

95mm (diameter)

Colours

- Pantone 116 Yellow
- Pantone Cool Grey 10



2.3 MFM - Device number

Artwork reference

LUSS_I01A

Position reference

F

Size

19 x 17mm

Colours

- Pantone 072 Blue



2.4 MFM - Insert bank card below

Artwork reference

LUSS_350

Position reference

H

Size

80 x 20mm

Colours

- Pantone 072 Blue



2.5 MFM - 5p not accepted

Artwork reference

LUSS_100

Position reference

J

Size

13mm (diameter)

Colours

- Pantone 485 Red
- Black 100%



2.6 MFM - Collect your notes here

Artwork reference

LUSS_338

Position reference

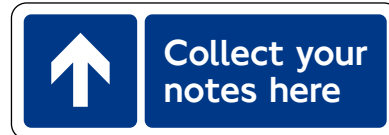
K

Size

100 x 40mm

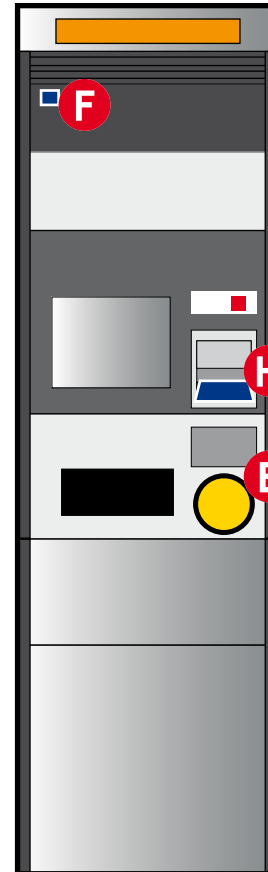
Colours

- Pantone 072 Blue



3 Advanced Fare Machine (AFM)

- E YV_011**
Yellow card reader
- F LUSS_101**
Device number
- H LUSS_350**
Insert bank card below



3.1 AFM - Yellow card reader

Artwork reference

YV_011

Position reference

E (Placed on reader)

Size

95mm (diameter)

Colours

- Pantone 116 Yellow
- Pantone Cool Grey 10



3.2 AFM - Device number

Artwork reference

LUSS_I01A

Position reference

F

Size

19 x 17mm

Colours

- Pantone 072 Blue



3.3 AFM - Insert bank card below

Artwork reference

LUSS_350



Position reference

H

Size

80 x 20mm


Colours

- Pantone 072 Blue

4 Queue Buster Machine (QBM)

E YV_011
Yellow card reader

F LUSS_101
Device number



4.1 QBM - Yellow card reader

Artwork reference

YV_011

Position reference

E (Placed on reader)

Size

95mm (diameter)

Colours

- Pantone 116 Yellow
- Pantone Cool Grey 10



4.2 QBM - Device number

Artwork reference

LUSS_I01A

Position reference

F

Size

19 x 17mm

Colours

- Pantone 072 Blue

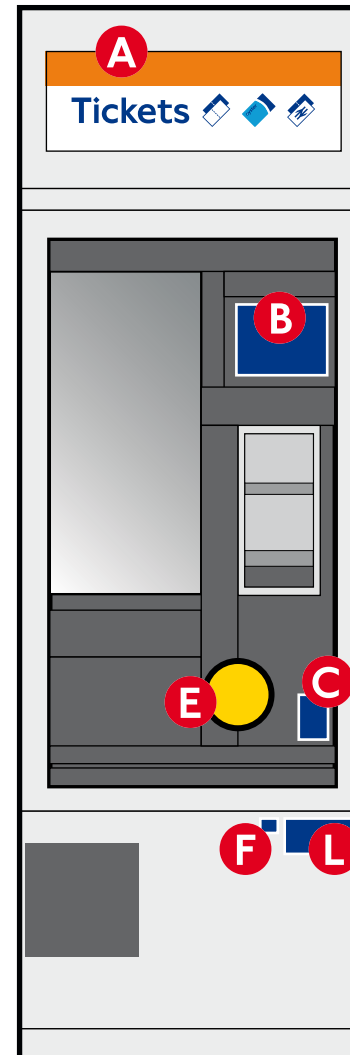


5 Ticket Vending Machine (TVM Worldline)

- A WRLD_TVM_001**
Header panel
- B WRLD_TVM_002A**
Oyster, bank cards, notes and coins
- WRLD_TVM_002B**
Bank cards, notes and coins
- WRLD_TVM_002C**
Bank cards
- WRLD_TVM_002D**
Oyster and bank cards
- C WRLD_TVM_004**
This machine is managed by
- E YV_011**
Yellow card reader
- F LUSS_101**
Device number
- L WRLD_TVM_005**
Conditions of Travel

Note

This machine is not to be used on London Underground property.



5.1 TVM Worldline - Header panel

Artwork reference

WRLD_TVM_001

Position reference

A

Size

517 x 174mm

Colours

- Pantone 072 Blue
- Cyan 100%

Note

In addition to Pantone 072 Blue and Cyan 100%, each mode will have its own modal colour strip at the top of the panel as shown.

This machine is only available to modes that operate National Rail services.

Elizabeth line



London Overground



5.2 TVM Worldline - Oyster, bank cards, notes and coins

Artwork reference

WRLD_TVM_002A

Position reference

B

Size

196 x 196mm

Colours

- Pantone 072 Blue



5.3 TVM Worldline - Bank cards, notes and coins

Artwork reference

WRLD_TVM_002B

Position reference

B

Size

196 x 196mm

Colours

- Pantone 072 Blue



5.4 TVM Worldline - Bank cards

Artwork reference

WRLD_TVM_002C

Position reference

B

Size

196 x 196mm

Colours

- Pantone 072 Blue



5.5 TVM Worldline - Oyster top-up and bank cards

Artwork reference
WRLD_TVM_002D

Position reference
B

Size
196 x 196mm

Colours
♦ Pantone 072 Blue



5.6 TVM Worldline - This machine is managed by

Artwork reference

WRLD_TVM_004

Position reference

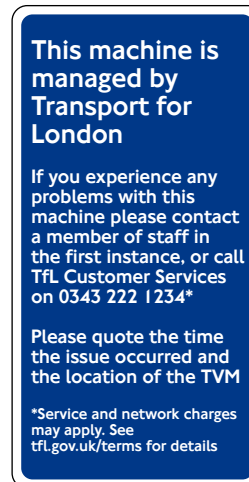
C

Size

45 x 85mm

Colours

- Pantone 072 Blue



5.7 TVM Worldline - Yellow card reader

Artwork reference

YV_011

Position reference

E (Placed on reader)

Size

95mm (diameter)

Colours

- Pantone 116 Yellow
- Pantone Cool Grey 10



5.8 TVM Worldline - Device number

Artwork reference

LUSS_I01A



Position reference

E

Size

19 x 17mm

Colours

- Pantone 072 Blue

5.9 TVM Worldline - Conditions of Travel

Artwork reference

WRLD_TVM_005

Position reference

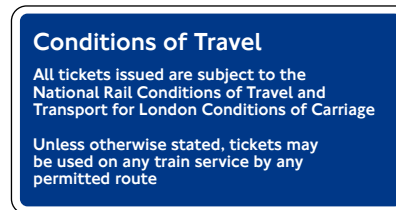
L

Size

105 x 55mm

Colours

- Pantone 072 Blue



Further information

These standards intend to outline basic principles and therefore cannot cover every application or eventuality.

In case of difficulty or doubt as to the correctness in the application of these standards, please contact The TfL Graphics team.

Email: corporatedesign@tfl.gov.uk

Issue 2

June 2023

© Transport for London

MSRV22_098_TicketMachine_GraphicsStandard_Issue 02