



SILVERTOWN TUNNEL

Preliminary Maps, Plans and Drawings

October 2015

Silvertown Tunnel

Preliminary Maps, Plans and Drawings

Silvertown Tunnel

Preliminary Maps, Plans and Drawings



Planning Act 2008

Infrastructure Planning

The Infrastructure Planning (Applications: Prescribed Forms and Procedure) Regulations 2009

Document Reference: *ST150030-PLN-ZZZ-ZZ-RP-PC-0006*

Author: *Transport for London*

Rev.	Date	Approved By	Signature	Description
1	02/10/2015	David Rowe (TfL Lead Sponsor)		For Consultation
		Richard De Cani (TfL MD Planning)		

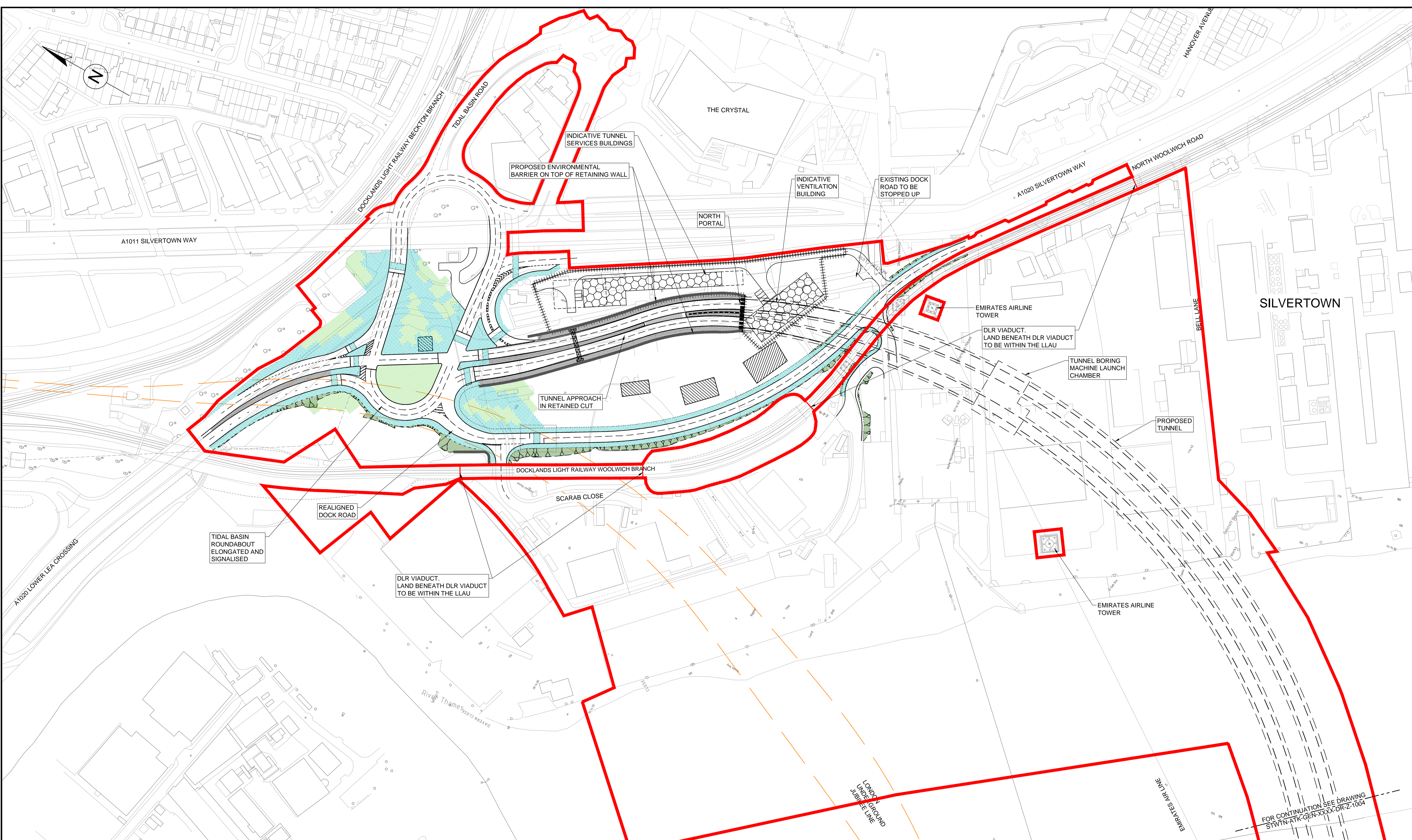
Contents

Preliminary Maps, Plans and Drawings

Document Number	Document Title
STWTN-ATK-GEN-XXXX-DR-Z-1001	Location Plan
STWTN-ATK-GEN-XXXX-DR-Z-1002	Scheme Layout
STWTN-ATK-GEN-XXXX-DR-Z-1003	General Arrangement Plan Sheet 1 of 3
STWTN-ATK-GEN-XXXX-DR-Z-1004	General Arrangement Plan Sheet 2 of 3
STWTN-ATK-GEN-XXXX-DR-Z-1005	General Arrangement Plan Sheet 3 of 3
STWTN-ATK-GEN-XXXX-DR-Z-1006	Silvertown Northern Tie-in Existing and Proposed Junction Arrangements
STWTN-ATK-GEN-XXXX-DR-Z-1007	Greenwich Peninsula Southern Tie-in Existing and Proposed Junction Arrangements
STWTN-ATK-GEN-XXXX-DR-Z-1020	North Portal Cross-Sections
STWTN-ATK-GEN-XXXX-DR-Z-1030	South Portal Cross-Sections
STWTN-ATK-GEN-XXXX-DR-Z-1040	Tunnel Plan & Profile
STWTN-ATK-GEN-XXXX-DR-Z-1041	Bored Tunnel Cross Section Through a Typical Cross Passage
STWTN-ATK-GEN-XXXX-DR-Z-1042	Cut-and-Cover Tunnel Typical Cross Section
STWTN-ATK-GEN-XXXX-DR-Z-1050	Scheme Construction Works Areas

DO NOT SCALE

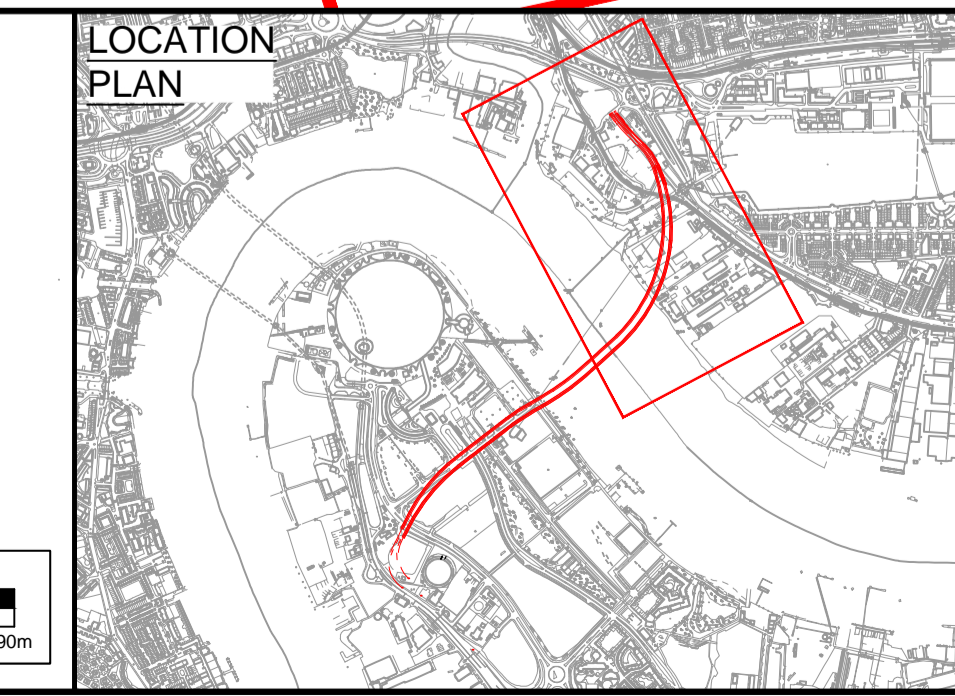
Millimetres
0 10 100



KEY:

	LIMIT OF LAND TO BE ACQUIRED OR USED		LANDSCAPING
	RETAINING WALL		EARTHWORK
	FENCE BOUNDARY OF TUNNEL SERVICE BUILDINGS		HARDENED VERGE
	GANTRY STRUCTURES		NON MOTORIZED USER ROUTE
	ANTI-RECIRCULATION WALL		CROSSOVER
	TUNNEL PORTAL		
	TUNNEL SERVICES AND VENTILATION BUILDINGS		
	UNDERGROUND DRAINAGE ATTENUATION TANKS		

Scale 1:1250
10m 0m 10m 30m 50m 70m 90m



P01	SB	GB	MK	29/09/15
For Consultation				
Rev	Drawn / Des	Checked	Approved	Date
Description				

FOR INFORMATION

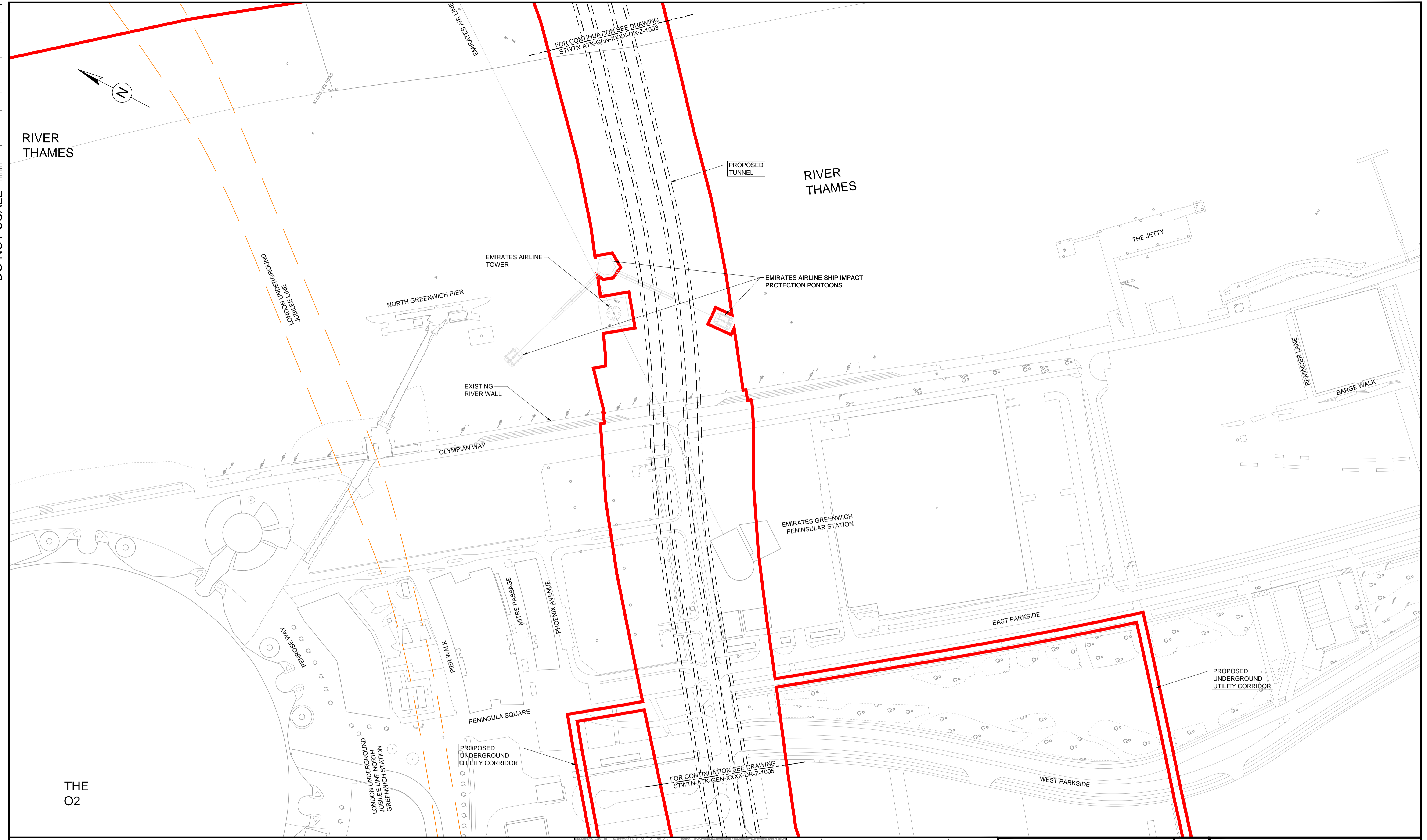
SILVERTOWN TUNNEL

Transport for London
ATKINS

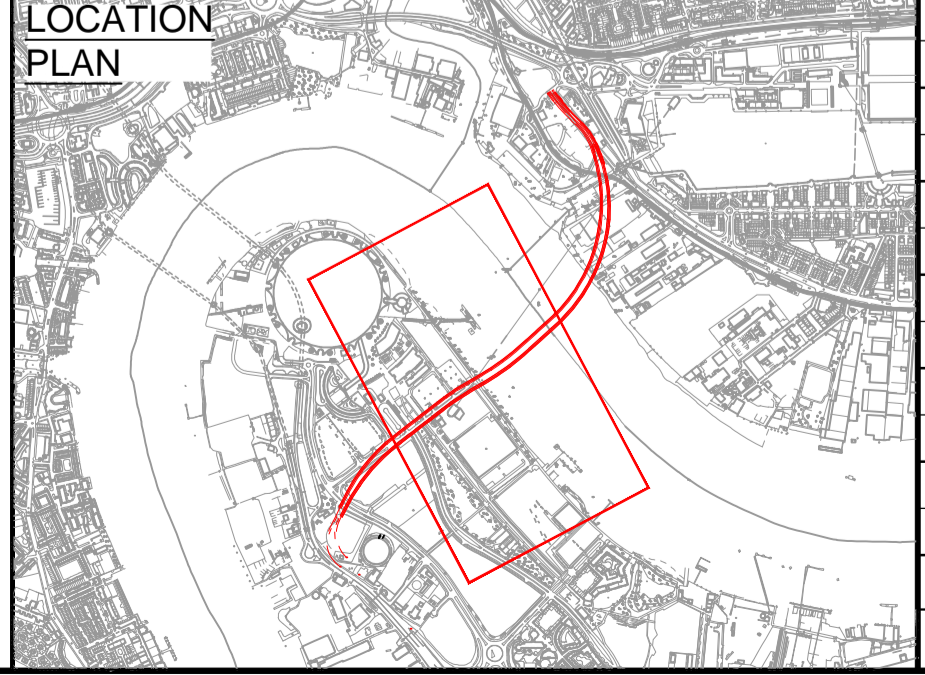
Project Title		SILVERTOWN TUNNEL			
Drawing Title		GENERAL ARRANGEMENT PLANS SHEET 1 OF 3			
Scale	Designed / Drawn	Checked	Approved	Authorised	
1:1250	SB	GB	MK	MRM	
Original Size	Date	Date	Date	Date	
A1	29/09/15	29/09/15	29/09/15	29/09/15	
Drawing Number		Revision			
STWTN-ATK-GEN-XXXX-DR-Z-1003		P01			

DO NOT SCALE

Millimetres
0 10 100



KEY:
 LIMIT OF LAND TO BE ACQUIRED OR USED



Rev	Drawn / Des	Checked	Approved	Date
P01	SB	GB	MK	29/09/15
Description				

Drawing Status: **FOR INFORMATION**

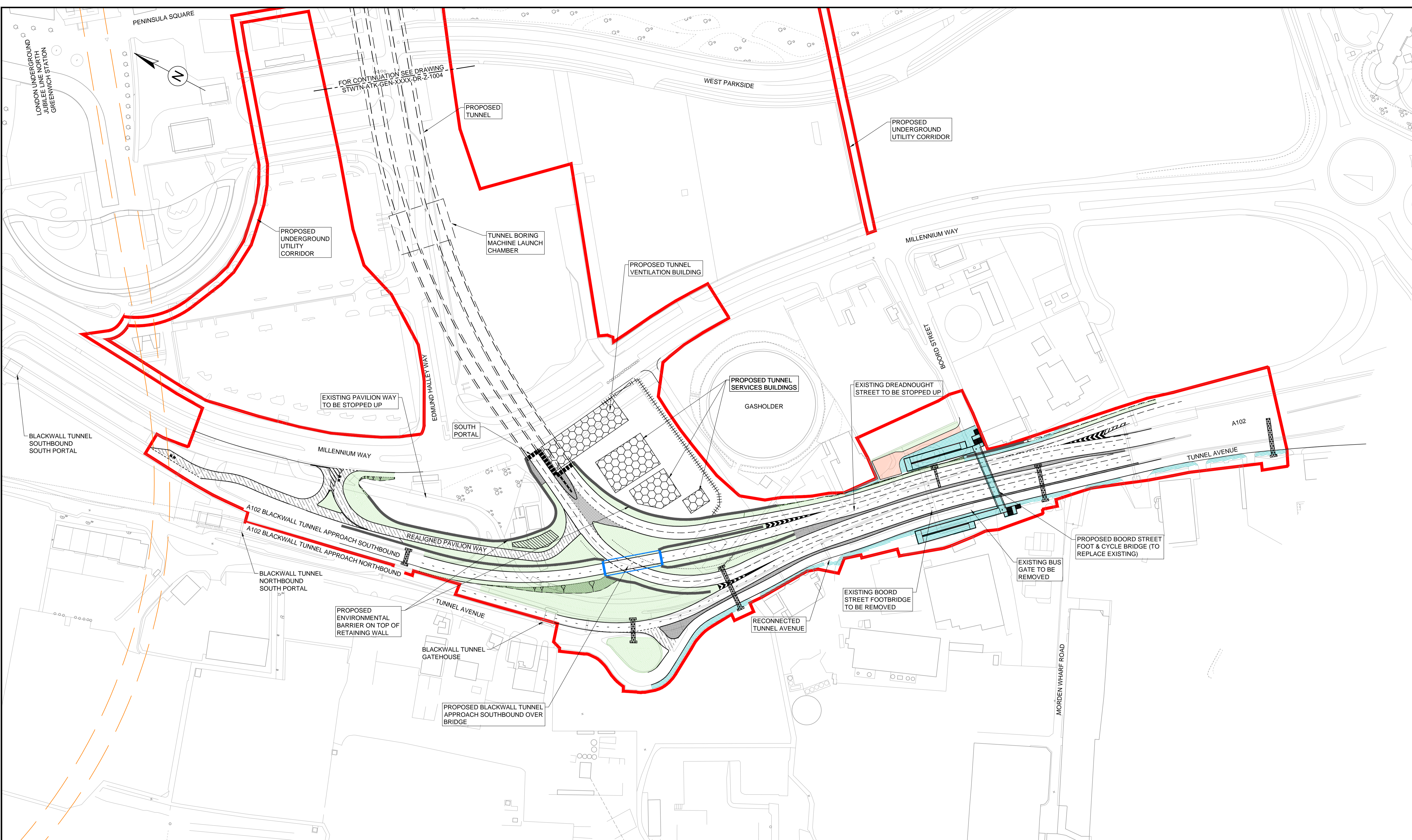
Subsidiary: **S2**

Client: **Transport for London** **ATKINS**

Project Title: SILVERTOWN TUNNEL				
Drawing Title: GENERAL ARRANGEMENT PLANS SHEET 2 OF 3				
Scale: 1:1250	Designed / Drawn: SB	Checked: GB	Approved: MK	Authorised: MRM
Original Size: A1	Date: 29/09/15	Date: 29/09/15	Date: 29/09/15	Date: 29/09/15
Drawing Number: STWTN-ATK-GEN-XXXX-DR-Z-1004				Revision: P01

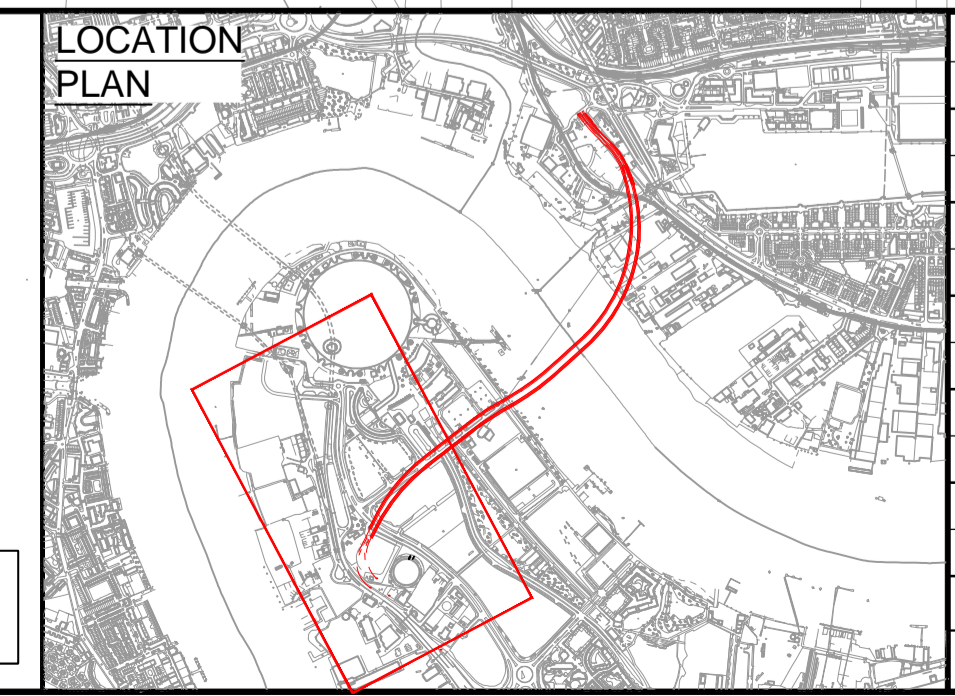
DO NOT SCALE

Millimetres
0 10 100



KEY:

	LIMIT OF LAND TO BE ACQUIRED OR USED		LANDSCAPING
	RETAINING WALL		EARTHWORK
	FENCE BOUNDARY OF TUNNEL SERVICE BUILDINGS		HARDENED VERGE
	GANTRY STRUCTURES		NON MOTORIZED USER ROUTE
	ANTI-RECIRCULATION WALL		CROSSOVER
	TUNNEL PORTAL		BUS ONLY LANE
	TUNNEL SERVICES AND VENTILATION BUILDINGS		SHARED SURFACE
	UNDERGROUND DRAINAGE ATTENUATION TANKS		
	BRIDGE STRUCTURE		



SB	GB	MK	29/09/15
For Consultation	Drawn / Des	Checked	Approved
Rev	Drawn / Des	Checked	Approved
Description			Date

Drawing Status: **FOR INFORMATION**

Suitability: **S2**

Transport for London **ATKINS**

Project Title: SILVERTOWN TUNNEL					
Drawing Title: GENERAL ARRANGEMENT PLANS SHEET 3 OF 3					
Scale: 1:1250	Designed / Drawn: SB	Checked: GB	Approved: MK	Authorised: MRM	
Original Size: A1	Date: 29/09/15	Date: 29/09/15	Date: 29/09/15	Date: 29/09/15	
Drawing Number: STWTN-ATK-GEN-XXXX-DR-Z-1005					Revision: P01

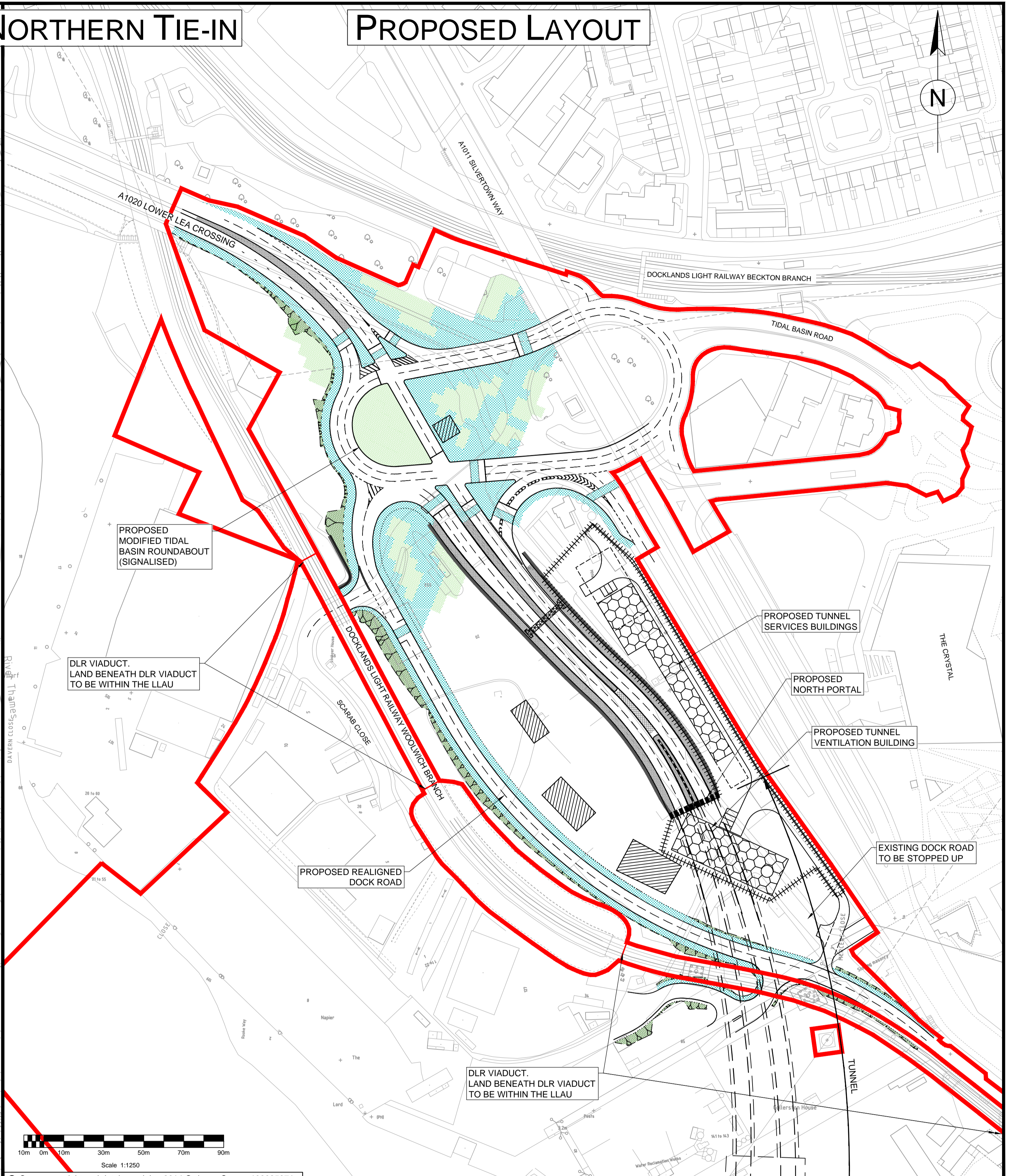
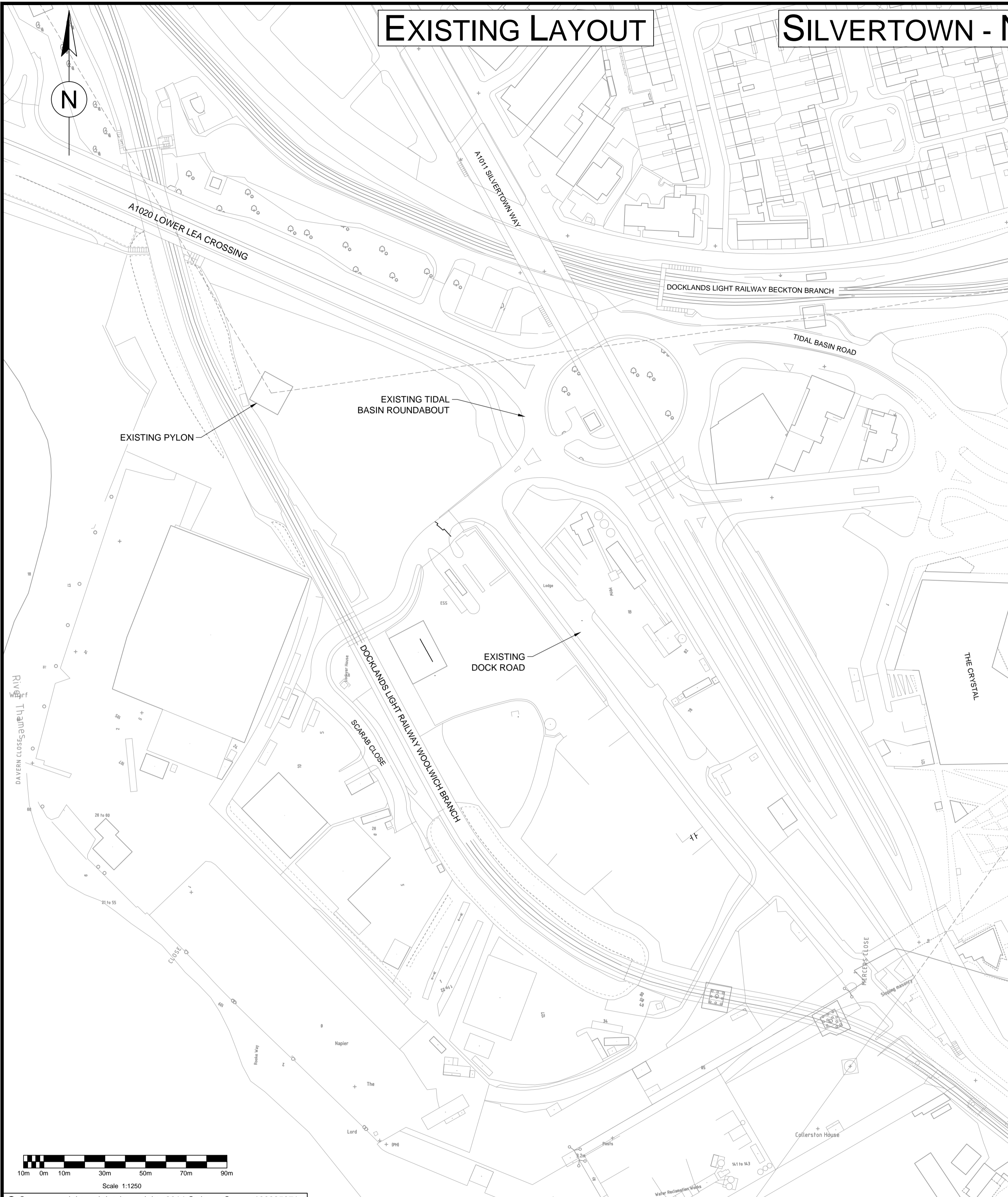
DO NOT SCALE

Millimetres
0 10 100

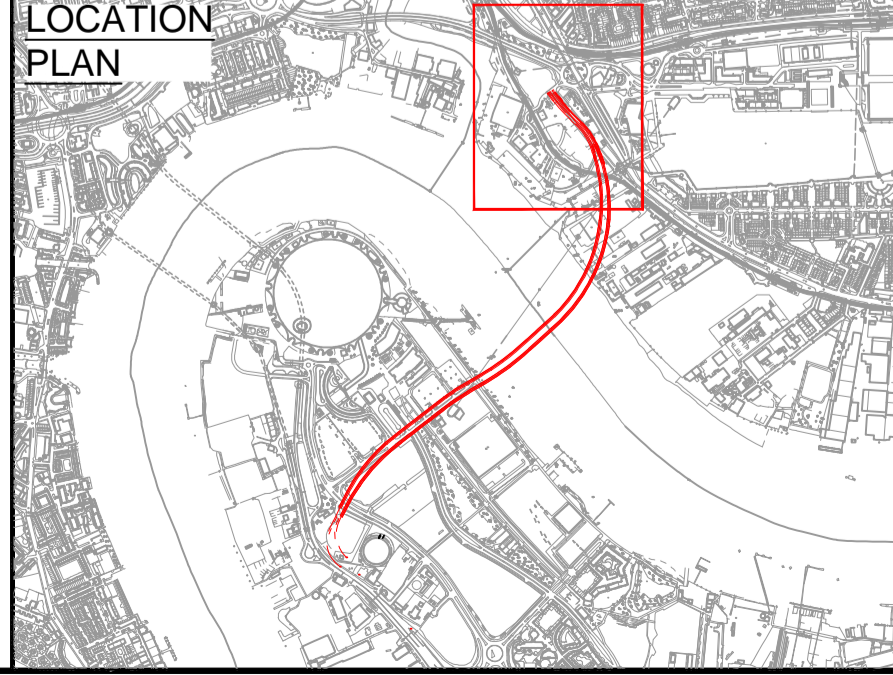
EXISTING LAYOUT

SILVERTOWN - NORTHERN TIE-IN

PROPOSED LAYOUT



- KEY:**
- LIMIT OF LAND TO BE ACQUIRED OR USED
 - RETAINING WALL
 - FENCE BOUNDARY OF TUNNEL SERVICE BUILDINGS
 - GANTRY STRUCTURES
 - ANTI-RECIRCULATION WALL
 - TUNNEL PORTAL
 - TUNNEL SERVICES AND VENTILATION BUILDINGS
 - UNDERGROUND DRAINAGE ATTENUATION TANKS
 - LANDSCAPING
 - EARTHWORK
 - HARDENED VERGE
 - NON MOTORIZED USER ROUTE
 - CROSSOVER



SB	GB	MK	29/09/15
For Consultation			
Rev	Drawn / Des	Checked	Approved
			Date
Description			

Drawing Status: FOR INFORMATION

SILVERTOWN TUNNEL

Client: Transport for London, Atkins

Project Title: SILVERTOWN TUNNEL				
Drawing Title: SILVERTOWN NORTHERN TIE-IN EXISTING AND PROPOSED JUNCTION ARRANGEMENTS				
Scale: 1:1250	Designed / Drawn: SB	Checked: GB	Approved: MK	Authorised: MRM
Original Size: A1	Date: 29/09/15	Date: 29/09/15	Date: 29/09/15	Date: 29/09/15
Drawing Number: STWTN-ATK-GEN-XXXX-DR-Z-1006				Revision: P01

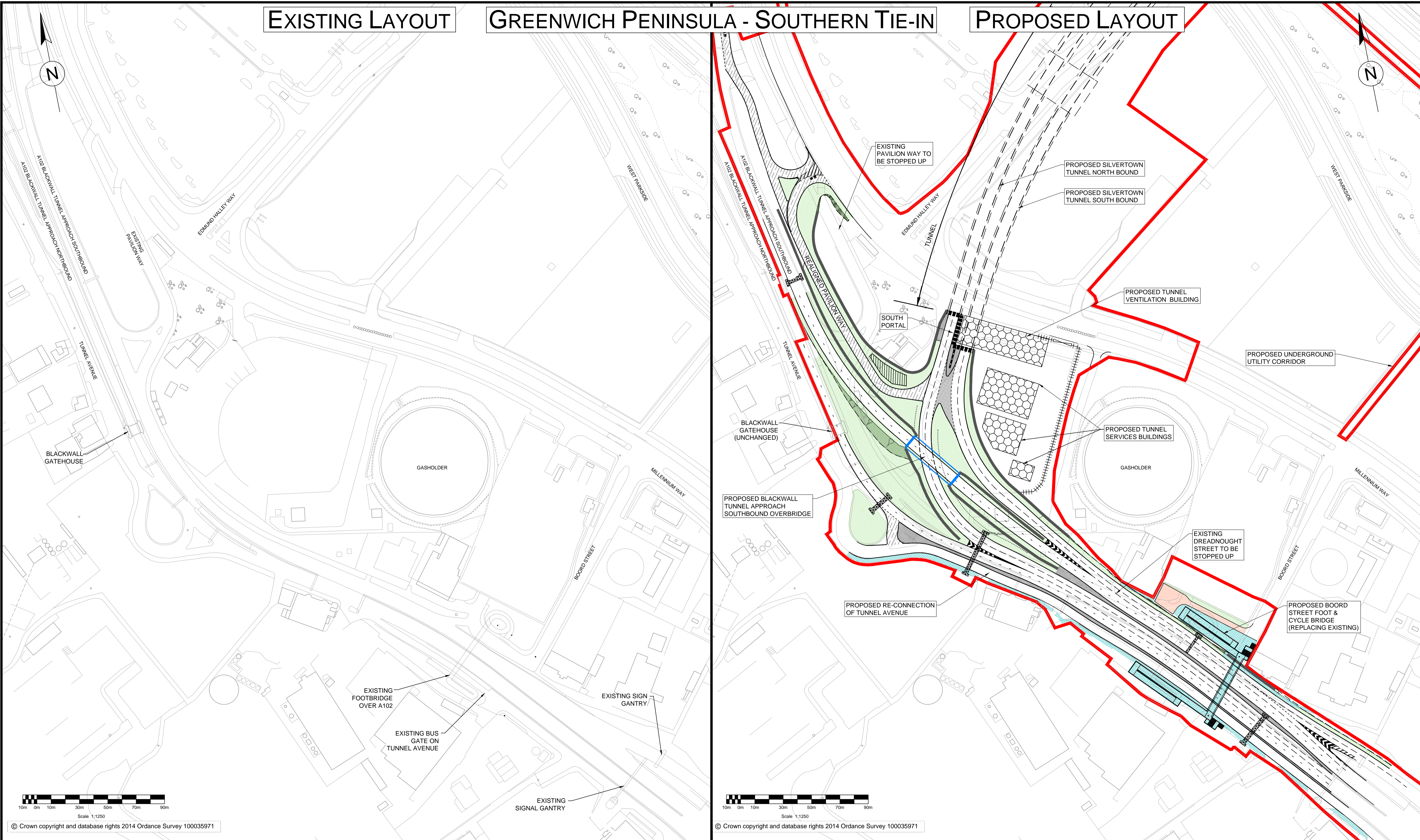
DO NOT SCALE

Millimetres
0 10 100

EXISTING LAYOUT

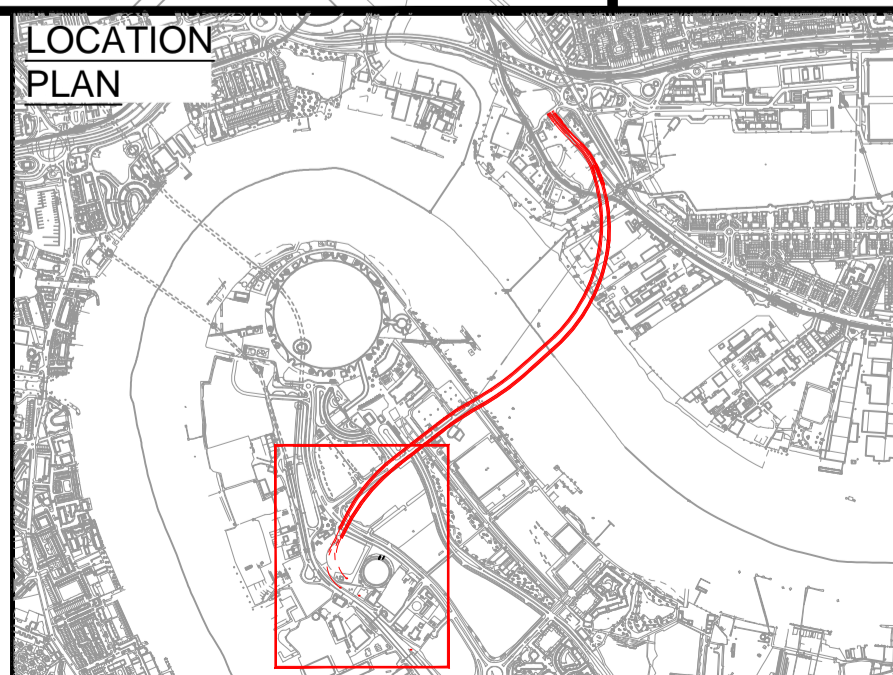
GREENWICH PENINSULA - SOUTHERN TIE-IN

PROPOSED LAYOUT



KEY:

	LIMIT OF LAND TO BE ACQUIRED OR USED		LANDSCAPING
	RETAINING WALL		EARTHWORK
	FENCE BOUNDARY OF TUNNEL SERVICE BUILDINGS		HARDENED VERGE
	GANTRY STRUCTURES		NON MOTORIZED USER ROUTE
	ANTI-RECIRCULATION WALL		CROSSOVER
	TUNNEL PORTAL		BUS ONLY LANE
	TUNNEL SERVICES AND VENTILATION BUILDINGS		SHARED SURFACE
	UNDERGROUND DRAINAGE ATTENUATION TANKS		
	BRIDGE STRUCTURE		

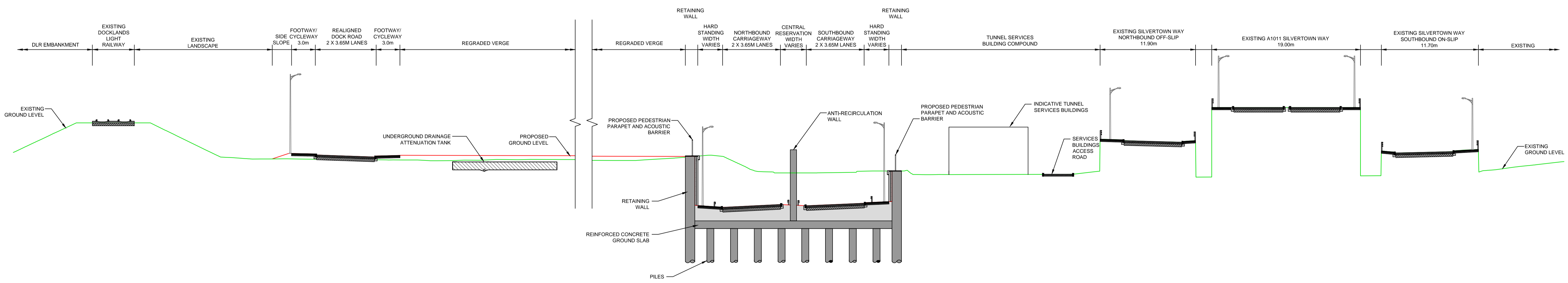
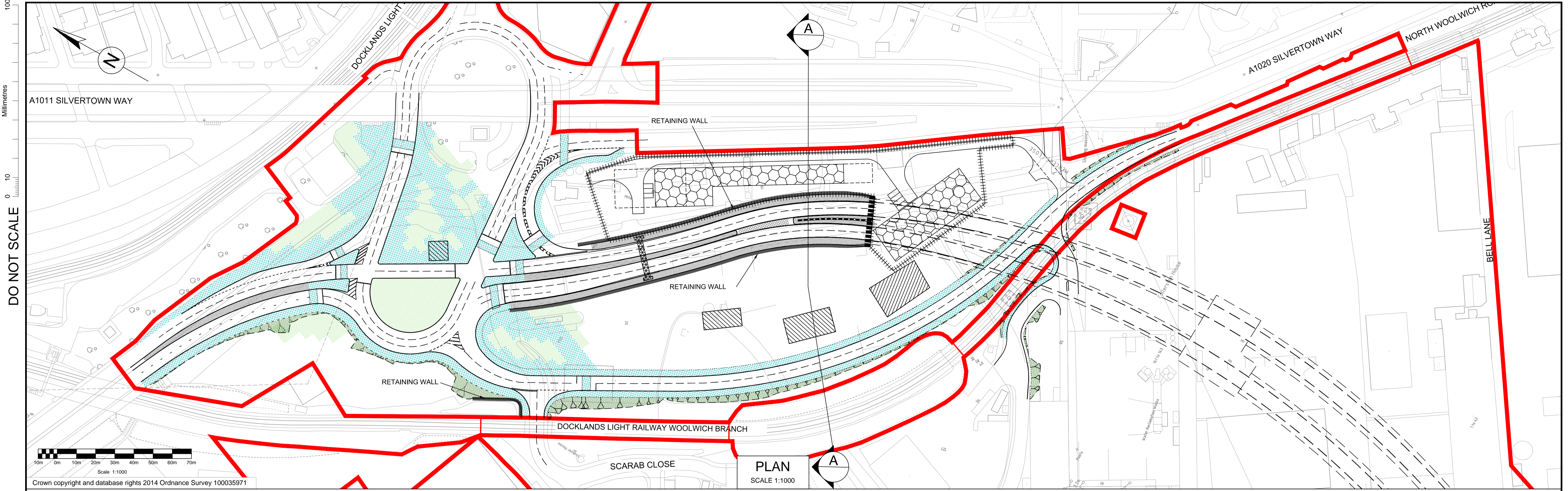


P01	SB	GB	MK	29/09/15
For Consultation				
Rev	Drawn / Des	Checked	Approved	Date
Description				

Drawing Status: FOR INFORMATION

SILVERTOWN TUNNEL

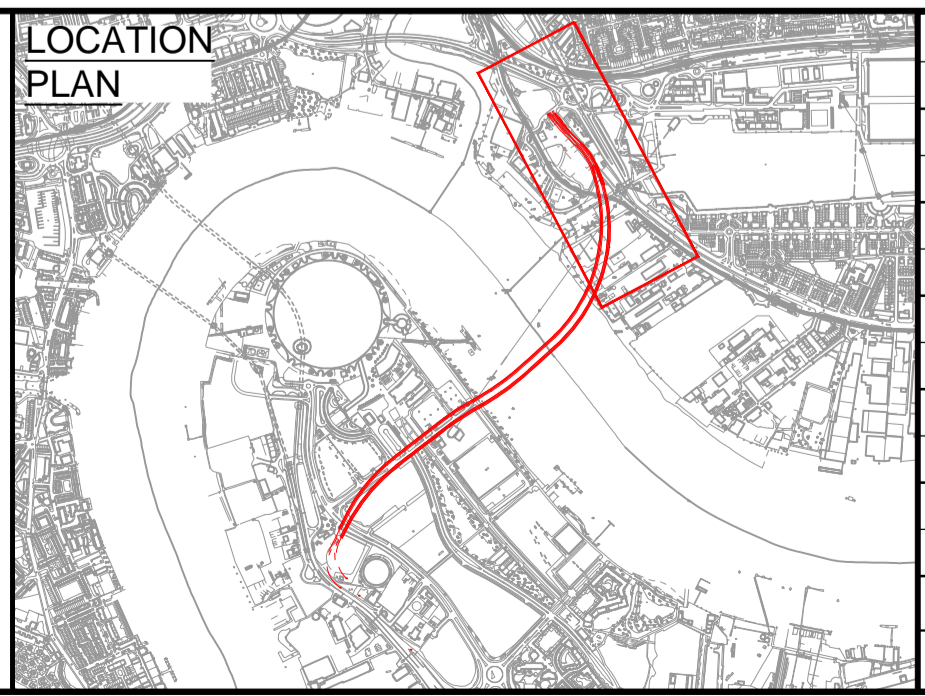
Project Title: SILVERTOWN TUNNEL				
Drawing Title: GREENWICH PENINSULA SOUTHERN TIE-IN EXISTING AND PROPOSED JUNCTION ARRANGEMENTS				
Scale: 1:1250	Designed / Drawn: SB	Checked: GB	Approved: MK	Authorised: MRM
Original Size: A1	Date: 29/09/15	Date: 29/09/15	Date: 29/09/15	Date: 29/09/15
Drawing Number: STWTN-ATK-GEN-XXXX-DR-Z-1007				Revision: P01



SECTION A-A
NOT TO SCALE

KEY

	LIMIT OF LAND TO BE ACQUIRED OR USED		PROPOSED GROUND LEVEL
	RETAINING WALL		EXISTING GROUND LEVEL
	FENCE BOUNDARY OF TUNNEL SERVICE BUILDINGS		LANDSCAPING
	GANTRY STRUCTURES		EARTHWORK
	ANTI-RECIRCULATION WALL		HARDENED VERGE
	TUNNEL PORTAL		NON MOTORIZED USER ROUTE
	TUNNEL SERVICES AND VENTILATION BUILDINGS		CROSSOVER
	UNDERGROUND DRAINAGE ATTENUATION TANKS		

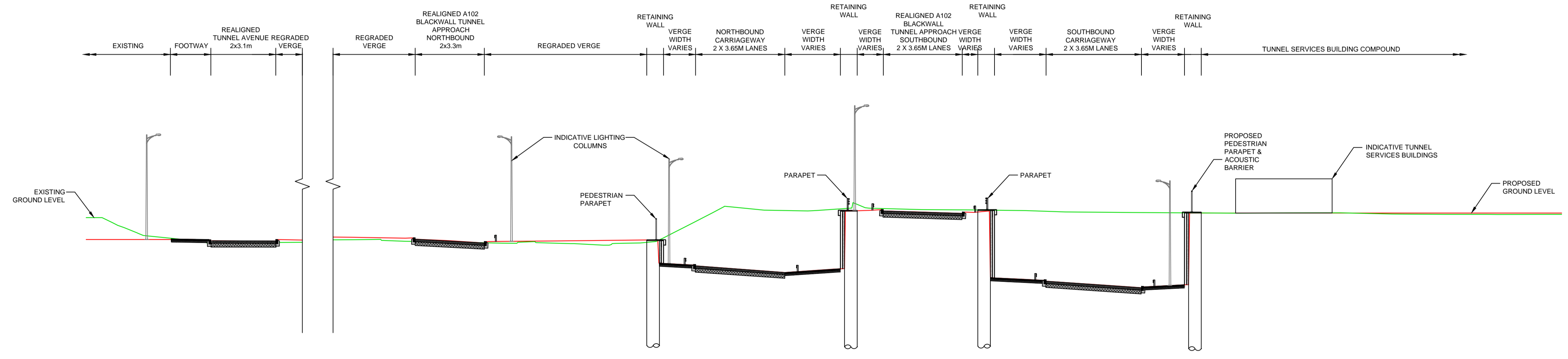
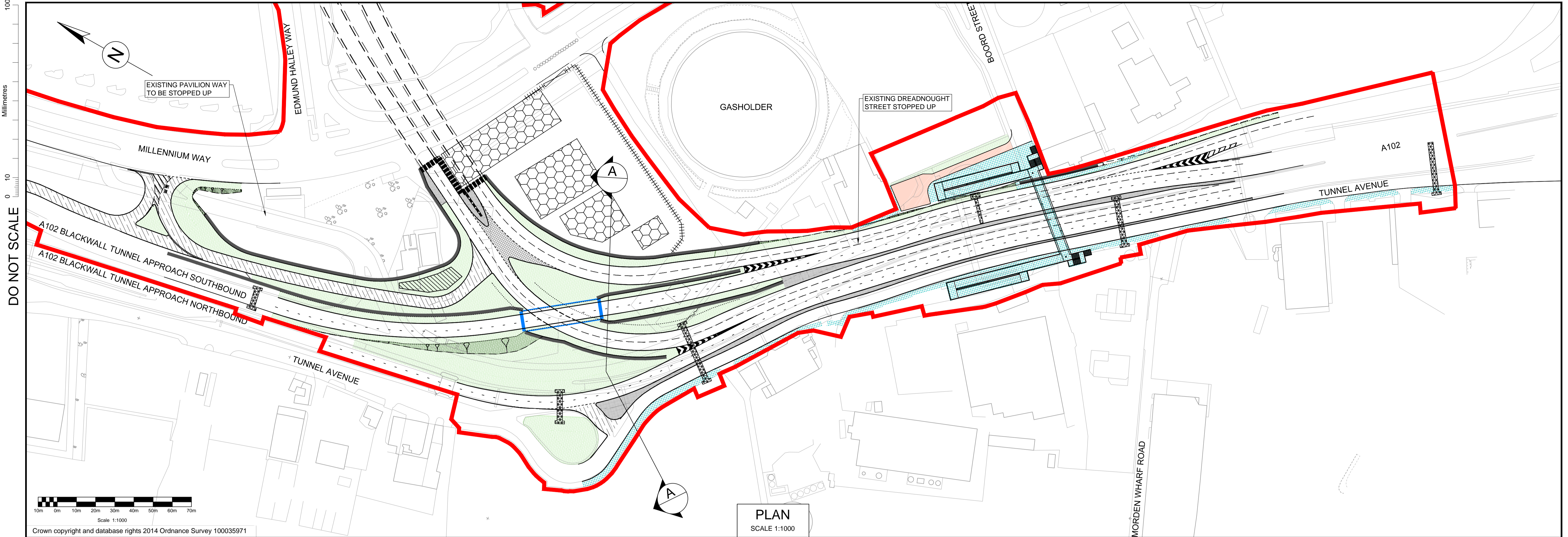


SB	GB	MK	29/09/15
For Consultation			
Rev	Drawn / Des	Checked	Approved
			Date

FOR INFORMATION

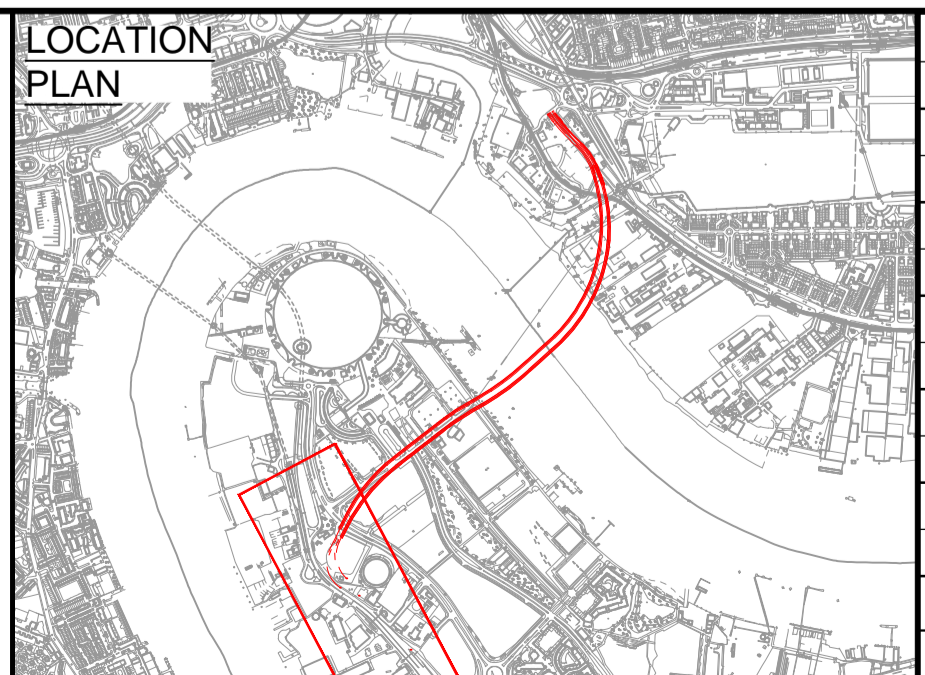
Client:

Project Title				
SILVERTOWN TUNNEL				
Drawing Title				
NORTH PORTAL CROSS-SECTION				
Scale	Designed / Drawn	Checked	Approved	Authorised
AS SHOWN	SB	GB	MK	MRM
Original Size	Date	Date	Date	Date
A1	29/09/15	29/09/15	29/09/15	29/09/15
Drawing Number				Revision
STWTN-ATK-GEN-XXXX-DR-Z-1020				P01



KEY

	LIMIT OF LAND TO BE ACQUIRED OR USED		PROPOSED GROUND LEVEL
	RETAINING WALL		EXISTING GROUND LEVEL
	FENCE BOUNDARY OF TUNNEL SERVICE BUILDINGS		LANDSCAPING
	GANTRY STRUCTURES		EARTHWORK
	ANTI-RECIRCULATION WALL		HARDENED VERGE
	TUNNEL PORTAL		NON MOTORIZED USER ROUTE
	TUNNEL SERVICES AND VENTILATION BUILDINGS		CROSSOVER
	UNDERGROUND DRAINAGE ATTENUATION TANKS		BUS ONLY LANE
	BRIDGE STRUCTURE		SHARED SURFACE



SB	GB	MK	29/09/15
For Consultation			
Rev	Drawn / Des	Checked	Approved
			Date
Description			

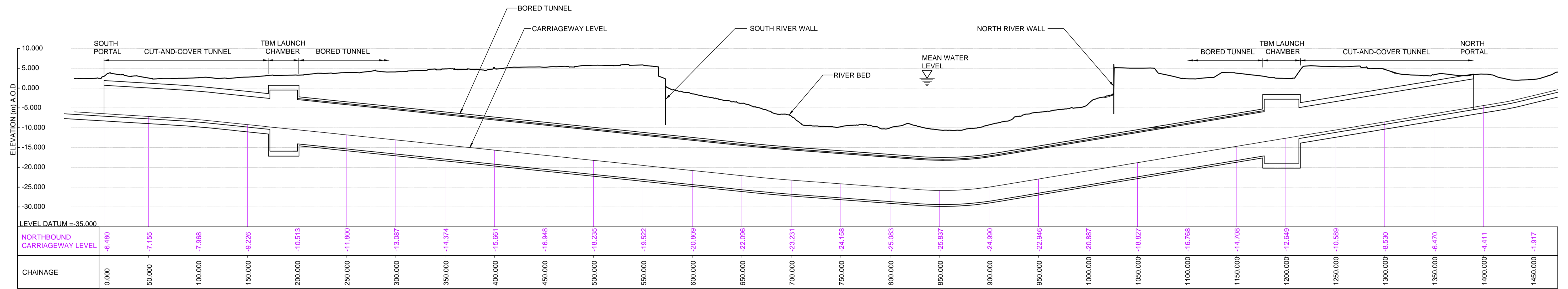
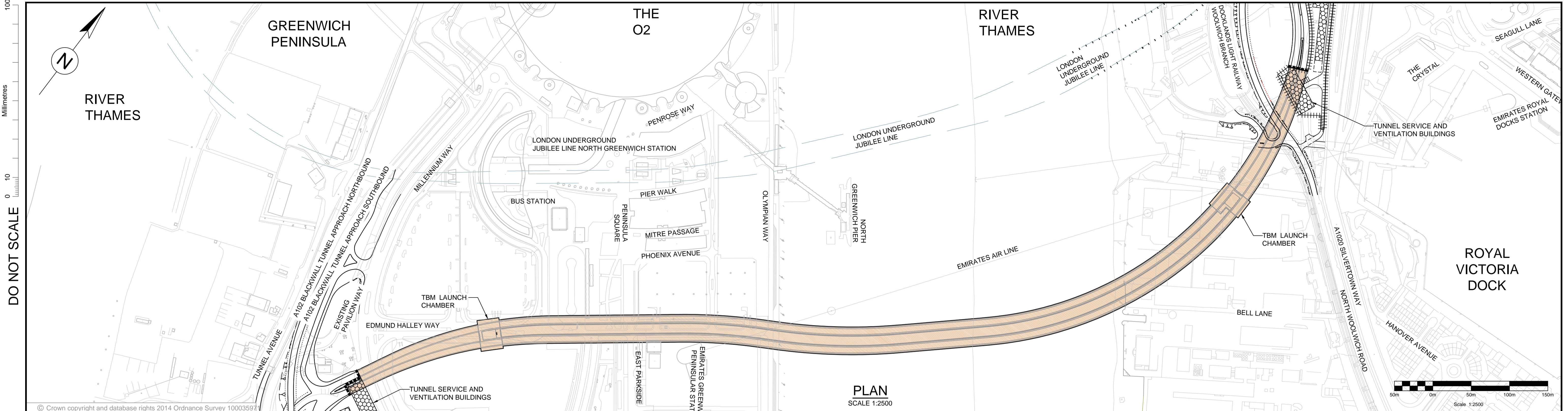
FOR INFORMATION

SILVERTOWN TUNNEL

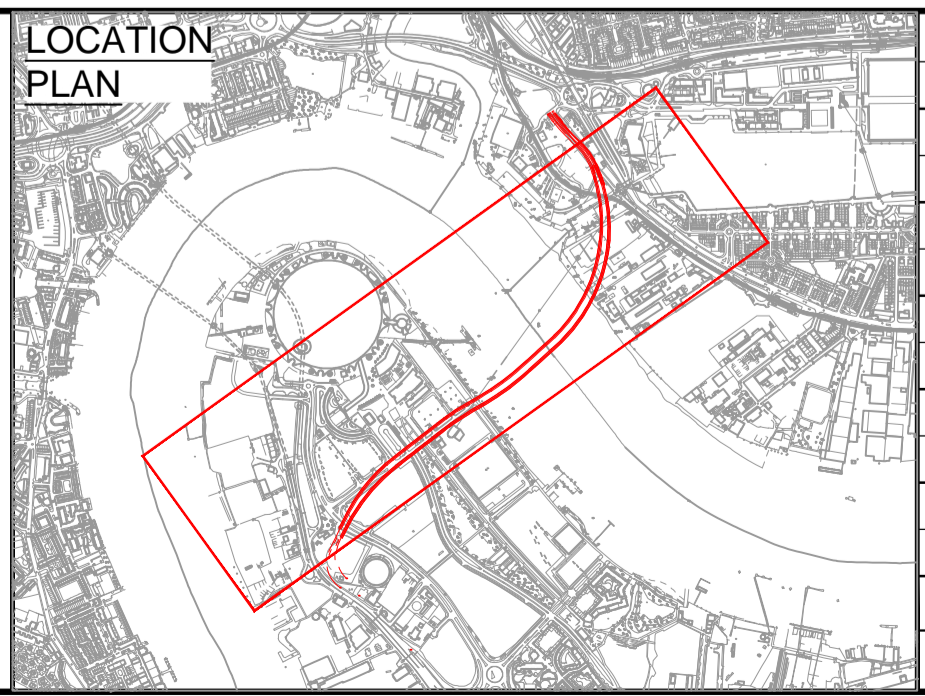
Transport for London

ATKINS

Project Title	SILVERTOWN TUNNEL				
Drawing Title	SOUTH PORTAL CROSS-SECTION				
Scale	Designed / Drawn	Checked	Approved	Authorised	
AS SHOWN	SB	GB	MK	MRM	
Original Size	Date	Date	Date	Date	
A1	29/09/15	29/09/15	29/09/15	29/09/15	
Drawing Number	STWTN-ATK-GEN-XXXX-DR-D-1030			Revision	P01



- NOTES:**
- ALL DIMENSIONS AND LEVELS ARE IN METERS
 - ALIGNMENT DATA FOR THE NORTHBOUND TUNNEL



P01	SB	GB	MK	29/09/15
Rev	Drawn / Des	Checked	Approved	Date
Description				

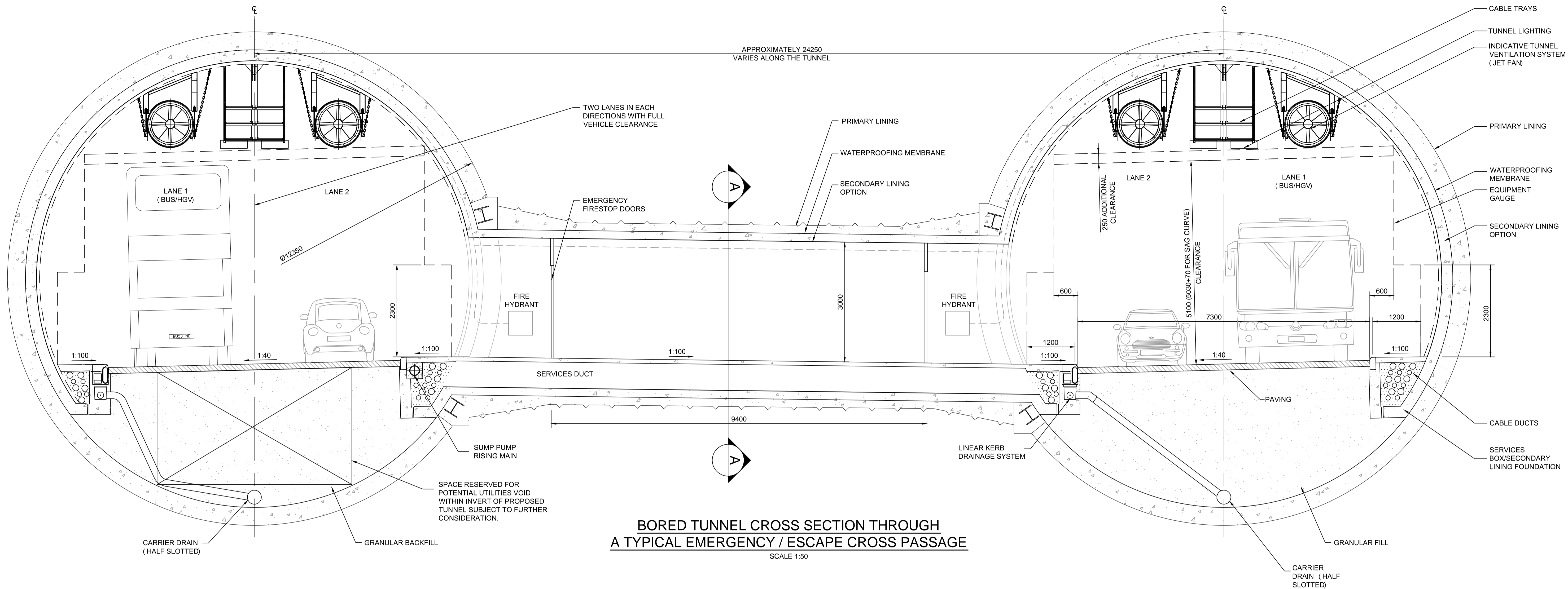
FOR INFORMATION

SILVERTOWN TUNNEL

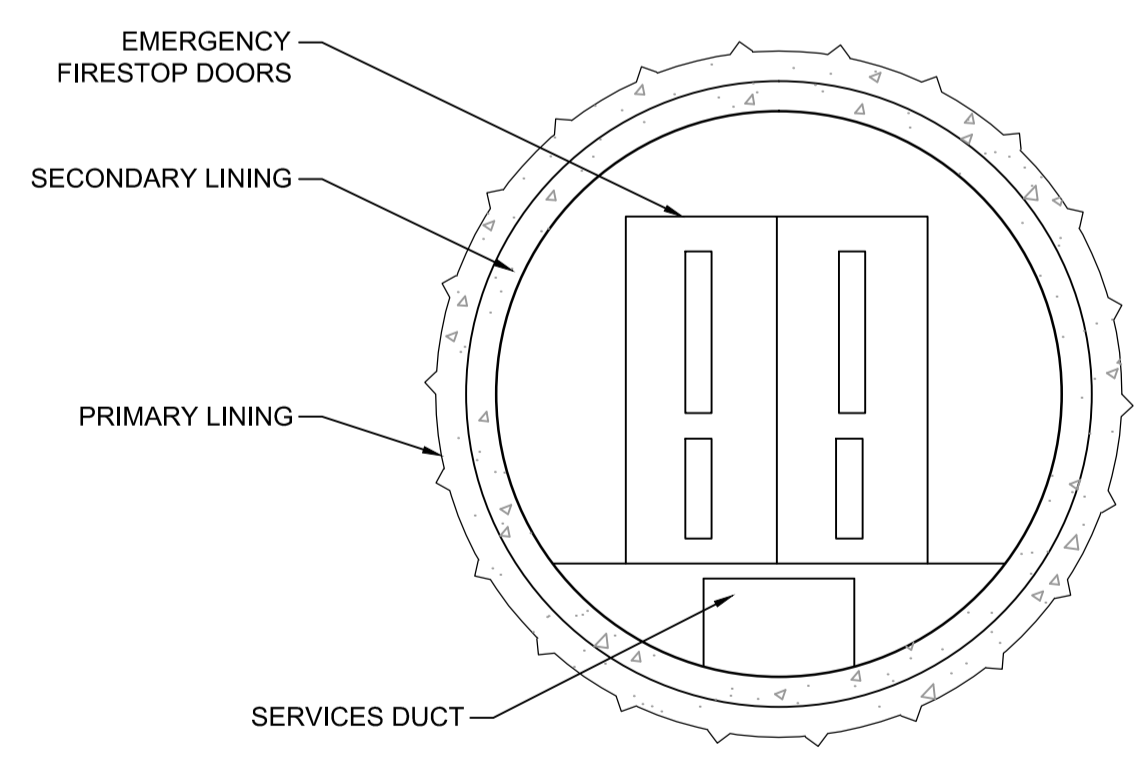
Project Title				
SILVERTOWN TUNNEL				
Drawing Title				
TUNNEL PLAN & PROFILE				
Scale	Designed / Drawn	Checked	Approved	Authorised
AS SHOWN	SB	GB	MK	MRM
Original Size	Date	Date	Date	Date
A1	29/09/15	29/09/15	29/09/15	29/09/15
Drawing Number				Revision
STWTN-ATK-GEN-XXXX-DR-Z-1040				P01

DO NOT SCALE

Millimetres
0 10 100

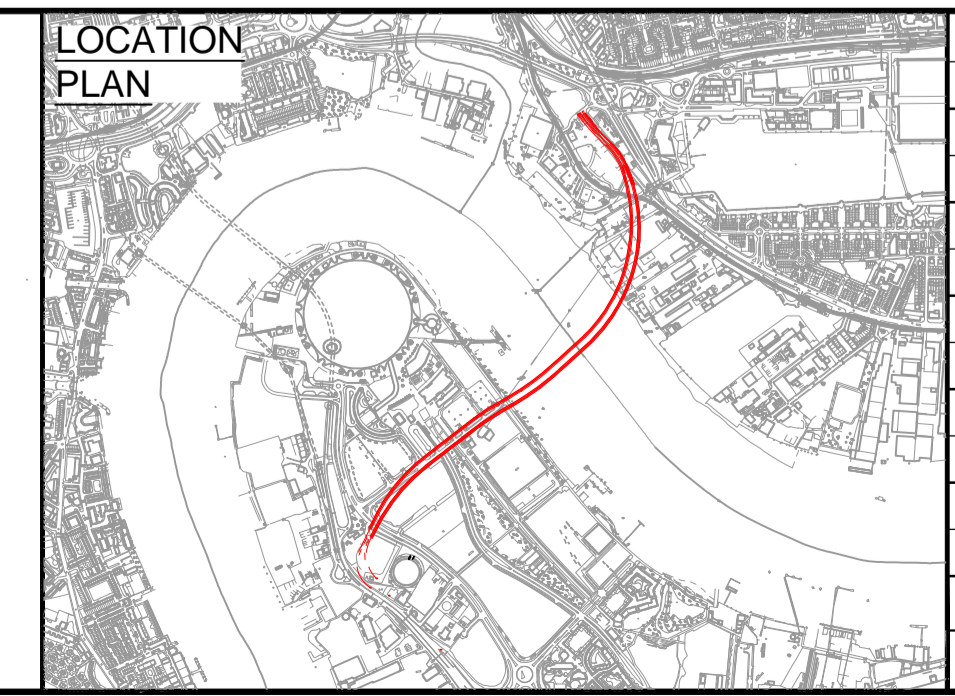


BORED TUNNEL CROSS SECTION THROUGH A TYPICAL EMERGENCY / ESCAPE CROSS PASSAGE
SCALE 1:50



CROSS PASSAGE SECTION A-A
SCALE 1:50

NOTES
1. ALL DIMENSIONS ARE IN MILLIMETRES.



P01	SB	GB	MK	29/09/15
For Consultation				
Rev	Drawn / Des	Checked	Approved	Date
Description				

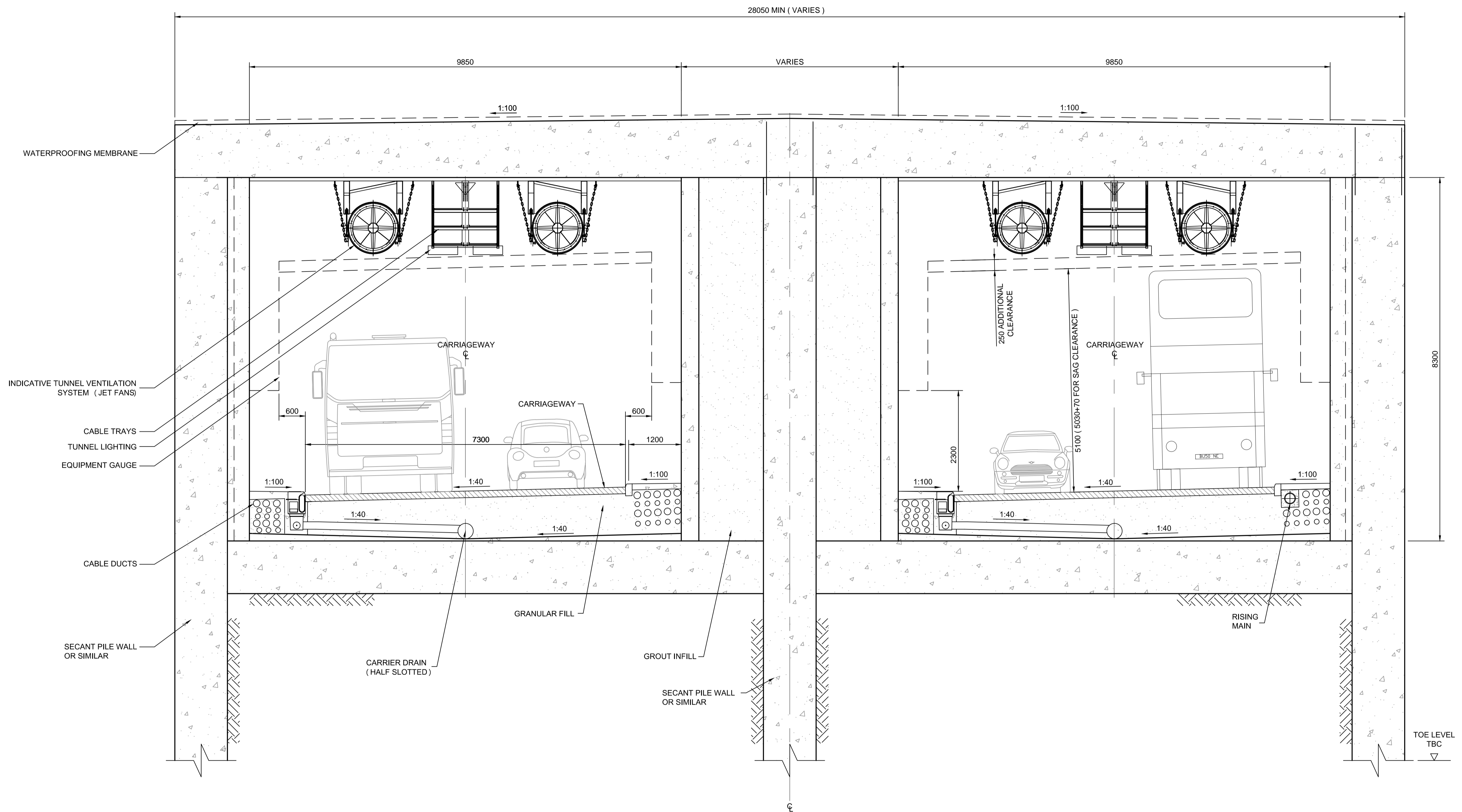
Drawing Status: **FOR INFORMATION** Suitability: **S2**

Client: **Transport for London** **ATKINS**

Project Title: SILVERTOWN TUNNEL				
Drawing Title: BORED TUNNEL CROSS SECTION THROUGH A TYPICAL CROSS PASSAGE				
Scale: 1:50	Designed / Drawn: SB	Checked: GB	Approved: MK	Authorised: MRM
Original Size: A1	Date: 29/09/15	Date: 29/09/15	Date: 29/09/15	Date: 29/09/15
Drawing Number: STWTN-ATK-GEN-XXXX-DR-Z-1041				Revision: P01

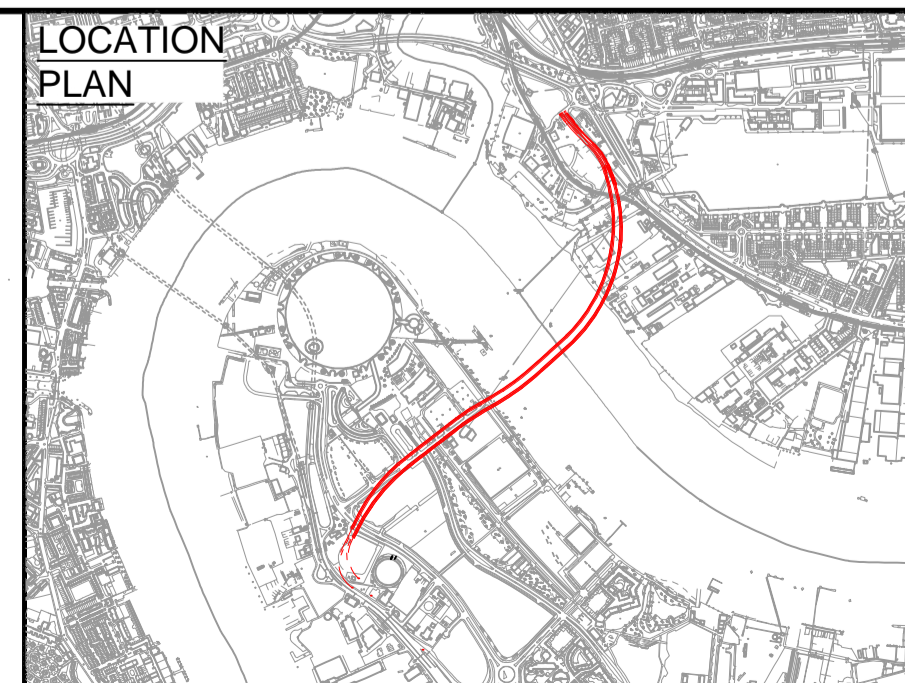
DO NOT SCALE

Millimetres
0 10 100



**CUT- AND - COVER TUNNEL
TYPICAL CROSS SECTION**
SCALE 1:50

NOTES
1. ALL DIMENSIONS ARE IN MILLIMETRES.



P01	SB	GB	MK	29/09/15
For Consultation				
Rev	Drawn / Des	Checked	Approved	Date
Description				

Drawing Status: FOR INFORMATION

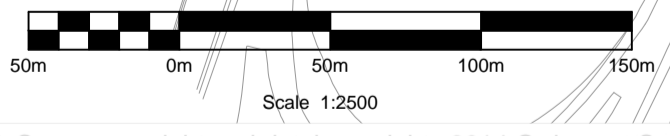
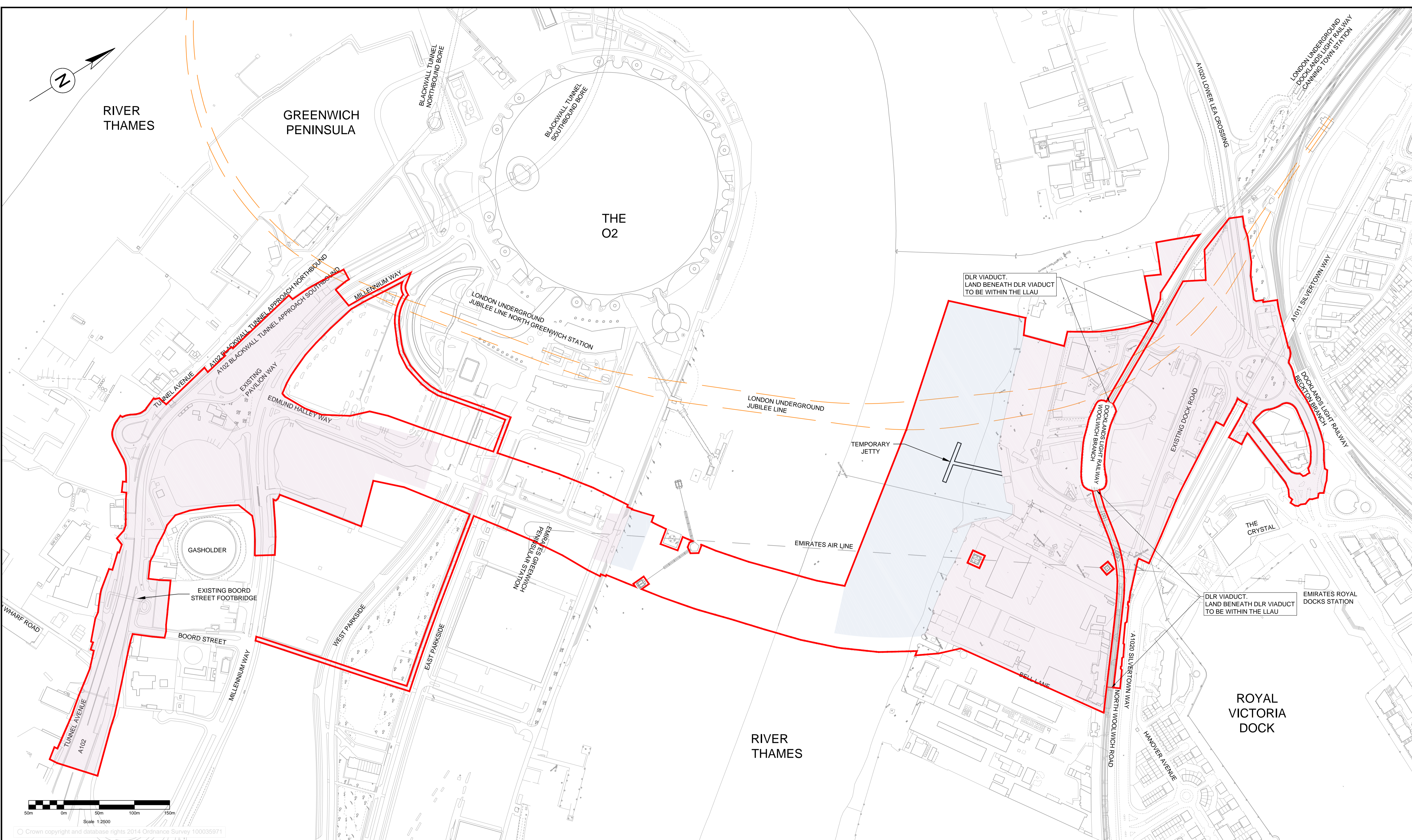
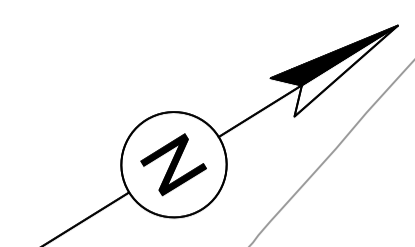
Suitability: S2

Client: **Transport for London** **ATKINS**

Project Title: SILVERTOWN TUNNEL				
Drawing Title: CUT-AND-COVER TUNNEL TYPICAL CROSS SECTION				
Scale: 1:50	Designed / Drawn: SB	Checked: GB	Approved: MK	Authorised: MRM
Original Size: A1	Date: 29/09/15	Date: 29/09/15	Date: 29/09/15	Date: 29/09/15
Drawing Number: STWTN-ATK-GEN-XXXX-DR-Z-1042				Revision: P01

DO NOT SCALE

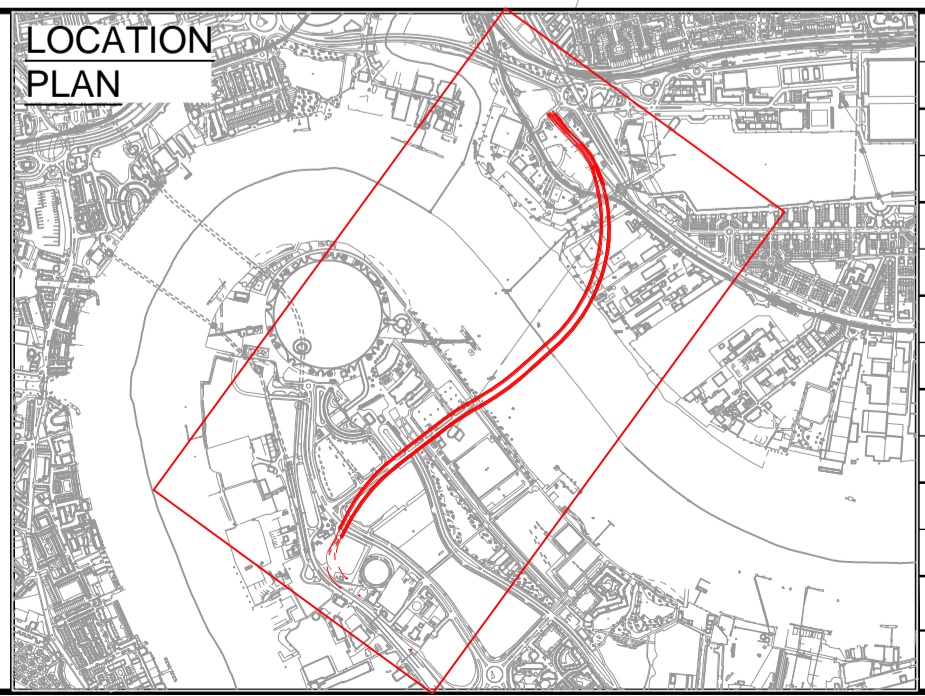
Millimetres
0 10 100



© Crown copyright and database rights 2014 Ordnance Survey 100035971

KEY:

- LIMIT OF LAND TO BE ACQUIRED OR USED (LLAU)
- AREA PROPOSED FOR WORKS WITHIN THE RIVER
- AREA PROPOSED FOR CONSTRUCTION WORKS AND CONSTRUCTION COMPOUNDS



P01	SB	GB	MK	29/09/15
For Consultation				
Rev	Drawn / Des	Checked	Approved	Date
Description				

Drawing Status: **FOR INFORMATION**

Subsidiary: **S2**

Client: **Transport for London** **ATKINS**

Project Title: SILVERTOWN TUNNEL					
Drawing Title: SCHEME CONSTRUCTION WORKS AREAS					
Scale: 1:2500	Designed / Drawn: SB	Checked: GB	Approved: MK	Authorised: MRM	
Original Size: A1	Date: 29/09/15	Date: 29/09/15	Date: 29/09/15	Date: 29/09/15	
Drawing Number: STWTN-ATK-GEN-XXXX-DR-Z-1050					Revision: P01