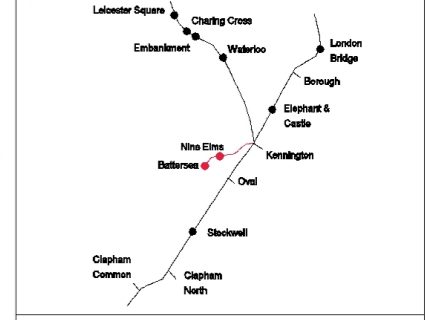
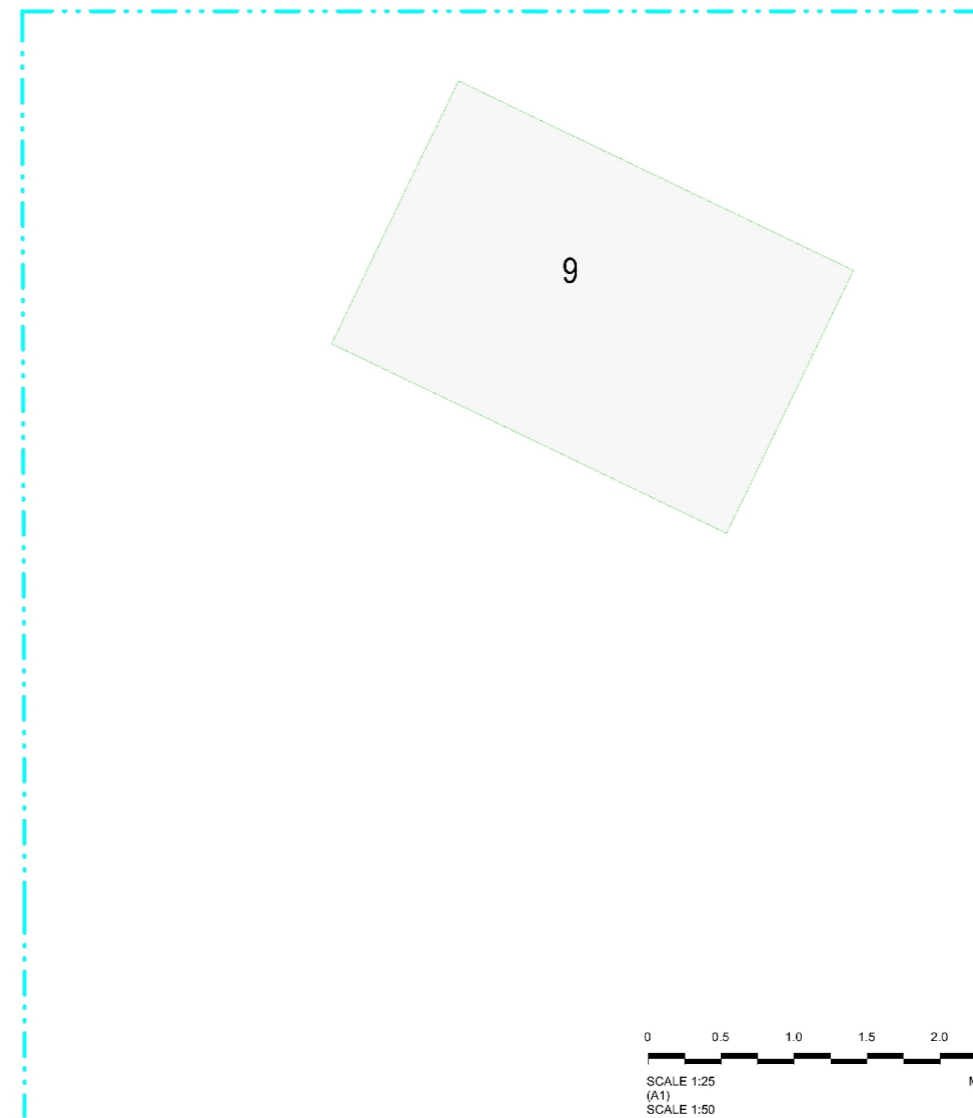

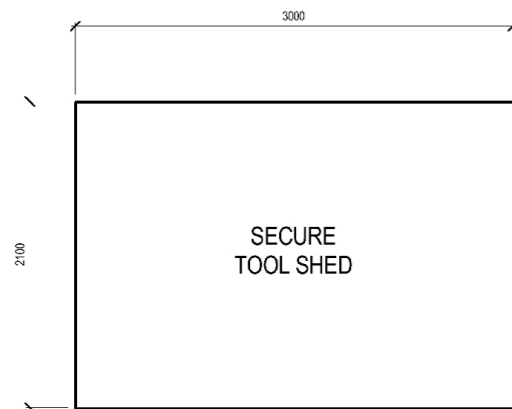


Location Plan

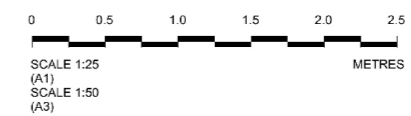


Notes:

FOR WORKSITE DETAILS REFER TO DRAWING GRNLEB-HGL-00-XX-DR-TUN-23001



ADDITIONAL ACCOMMODATION LAYOUT
SCALE 1:25



Client:
Transport for London



studiodareARCHITECTS



Halcrow Group Ltd.
A CH2M HILL COMPANY
Elms House, 43 Brock Green
Hammersmith, London W6 7EF
TEL: 020 3479 8000
FAX: 020 3479 8001
www.halcrow.com



Project:
**NORTHERN LINE EXTENSION
TO BATTERSEA
TWO FOR TFL**

Drawing:
**ILLUSTRATIVE KENNINGTON
PARK TEMPORARY COMMUNITY
FACILITY ARRANGEMENTS**

Suitability:
S4 FORMAL ISSUE TO CLIENT

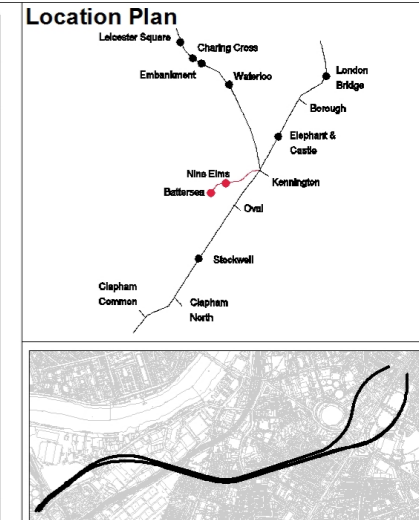
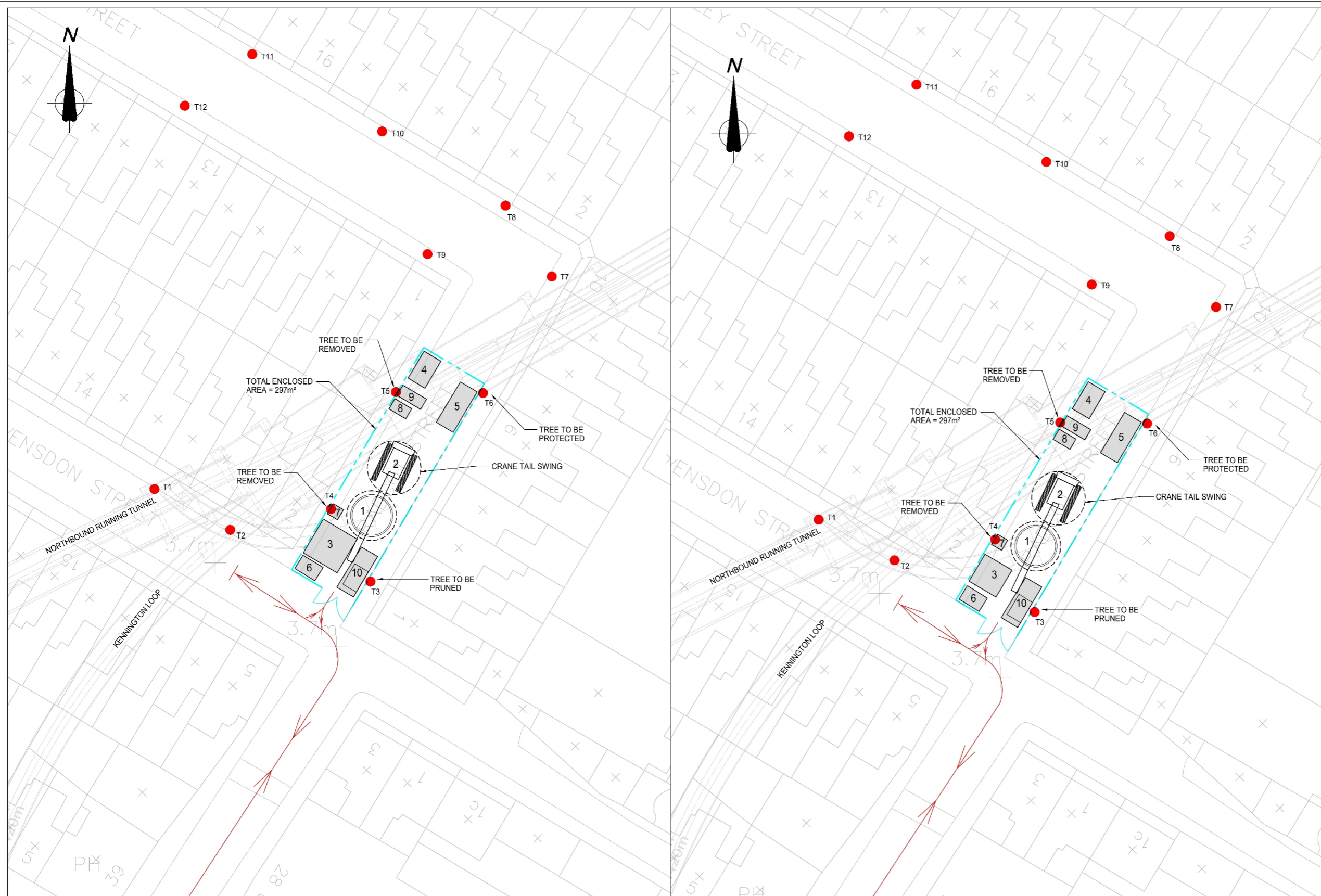
Drawn by: DT Date: 24/03/2013
Checked by: TW Date: 24/03/2013
Approved by: HW Date: 24/03/2013

Drawing Scale: 1:100 @ A1

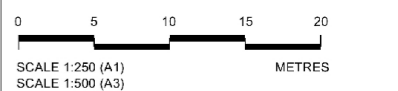
Drawing Ref:
GRNLEB-BHD-ST-XX-DR-STR-13180

Revision:
01

Drawing No:
Figure 4-8



- Notes:**
- ALL DIMENSIONS ARE IN METRES UNLESS OTHERWISE STATED.
 - SITE HAS A MEDIUM 360° TRACKED EXCAVATOR TO LOAD MUCK LORRIES.



Client:
Transport for London



studiodareARCHITECTS

Buro Happold
Consulting Engineers

Project:
NORTHERN LINE EXTENSION TO BATTERSEA TWAO FOR TIL

ILLUSTRATIVE RADCOT STREET TEMPORARY GROUTING SHAFT CONSTRUCTION WORKSITE NORTHBOUND

Suitability:
S4 FORMAL ISSUE TO CLIENT

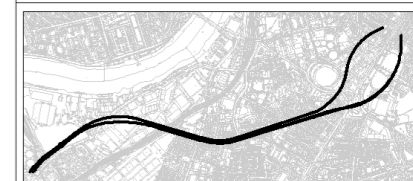
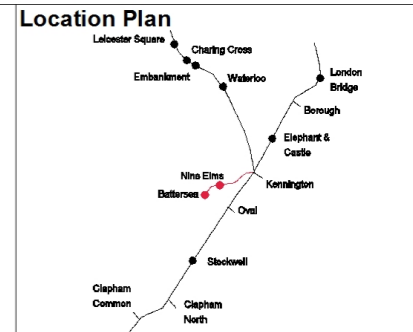
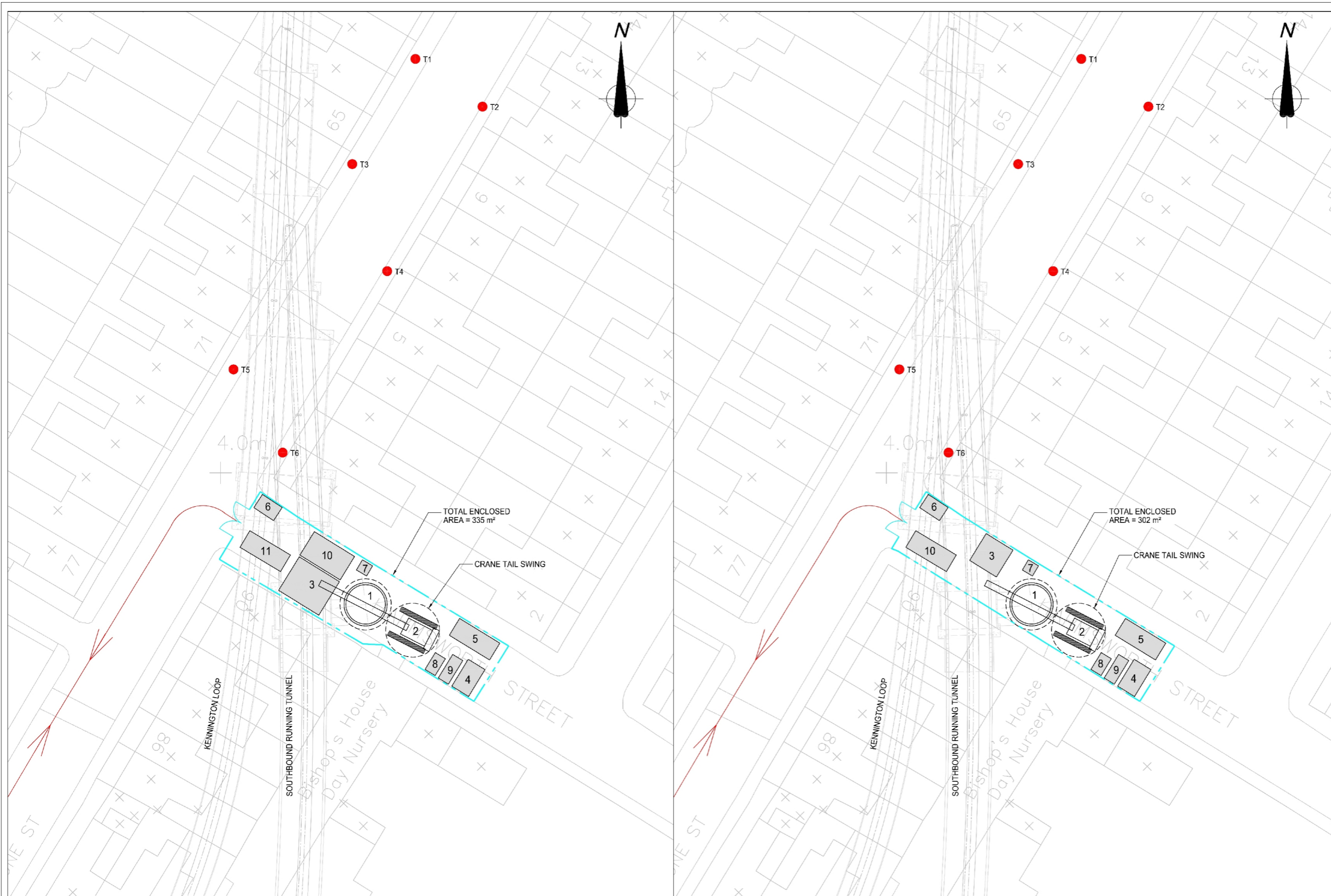
Drawn by: DT	Date: 24/03/2013
Checked by: TW	Date: 24/03/2013
Approved by: HW	Date: 24/03/2013
Drawing Scale: 1:100 @ A1	
Drawing Ref: GRNLEB-HGL-00-XX-DR-TUN-23030	Revision: 01
Drawing No: Figure 4-9	

SITE REQUIREMENTS DURING SHAFT EXCAVATION

Key			
1	SHAFT (5m ID)	9	GENERATOR (3.5m x 1.5m)
2	30T CRANE	10	TYPICAL LORRY (6m x 2.45m)
3	MUCK BIN (5m x 5m)	5	SINGLE WELFARE/ ACCOMMODATION (6m x 2.5m)
4	DIESEL TANK (2.5m x 4m)	6	SECURITY CABIN (2m x 3m)
		7	MAIN RIDING CAGE (1.5m x 1.5m)
		8	COMPRESSOR (2.5m x 1.5m)

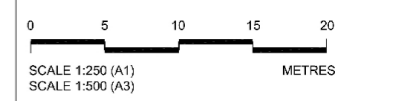
SITE REQUIREMENTS DURING GROUTING WORKS

Key			
1	SHAFT (5m ID)	9	GENERATOR (3.5m x 1.5m)
2	30T CRANE	10	TYPICAL LORRY (6m x 2.45m)
3	GROUTING WORKS PREPARATION AREA (4m x 4m)	5	SINGLE WELFARE/ ACCOMMODATION (6m x 2.5m)
4	DIESEL TANK (2.5m x 4m)	6	SECURITY CABIN (2m x 3m)
		7	MAIN RIDING CAGE (1.5m x 1.5m)
		8	COMPRESSOR (2.5m x 1.5m)



- Notes:**
1. ALL DIMENSIONS ARE IN METRES UNLESS OTHERWISE STATED.
 2. SITE HAS A MEDIUM 360° TRACKED EXCAVATOR TO LOAD MUCK LORRIES.
 3. SITE HAS A MEDIUM FORK LIFT TRUCK TO LIFT SEGMENTS OFF LORRIES.

- General Key**
- TREE
 - SITE ACCESS ROUTE
 - 2.4m HIGH HOARDING



Client:
Transport for London



studiodareARCHITECTS

Halcrow
Halcrow Group Ltd.
A CH2M HILL COMPANY
Elms House, 43 Brock Green
Hammersmith, London W6 7EF
TEL: 020 3479 8000
FAX: 020 3479 8001
www.halcrow.com

Project:
NORTHERN LINE EXTENSION TO BATTERSEA TWAO FOR T1L

Drawing:
ILLUSTRATIVE HARMSWORTH STREET TEMPORARY GROUTING SHAFT CONSTRUCTION WORKSITE SOUTHBOUND

Suitability:
S4 FORMAL ISSUE TO CLIENT

Drawn by: DT	Date: 24/03/2013
Checked by: TW	Date: 24/03/2013
Approved by: HW	Date: 24/03/2013
Drawing Scale: 1:100 @ A1	
Drawing Ref: GRNLEB-HGL-00-XX-DR-TUN-23031	Revision: 01

Figure 4-10

SITE REQUIREMENTS DURING SHAFT EXCAVATION

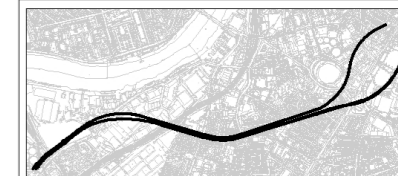
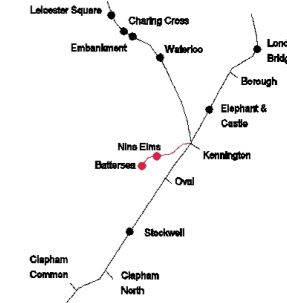
Key			
1	SHAFT (5m ID)	9	GENERATOR (3.5m x 1.5m)
2	30T CRANE	10	SEGMENT LINING STORE (6m x 3.5m)
3	MUCK BIN (6m x 5m)	11	TYPICAL LORRY (5m x 2.45m)
4	DIESEL TANK (2.5m x 4m)		
5	SINGLE WELFARE/ ACCOMMODATION (6m x 2.5m)		
6	SECURITY CABIN (2m x 3m)		
7	MAIN RIDING CAGE (1.5m x 1.5m)		
8	COMPRESSOR (2.5m x 1.5m)		

SITE REQUIREMENTS DURING GROUTING WORKS

Key			
1	SHAFT (5m ID)	9	GENERATOR (3.5m x 1.5m)
2	30T CRANE	10	TYPICAL LORRY (6m x 2.45m)
3	GROUTING WORKS PREPARATION AREA (4m x 4m)		
4	DIESEL TANK (2.5m x 4m)		
5	SINGLE WELFARE/ ACCOMMODATION (6m x 2.5m)		
6	SECURITY CABIN (2m x 3m)		
7	MAIN RIDING CAGE (1.5m x 1.5m)		
8	COMPRESSOR (2.5m x 1.5m)		

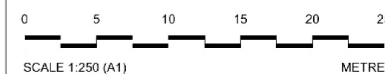


Location Plan

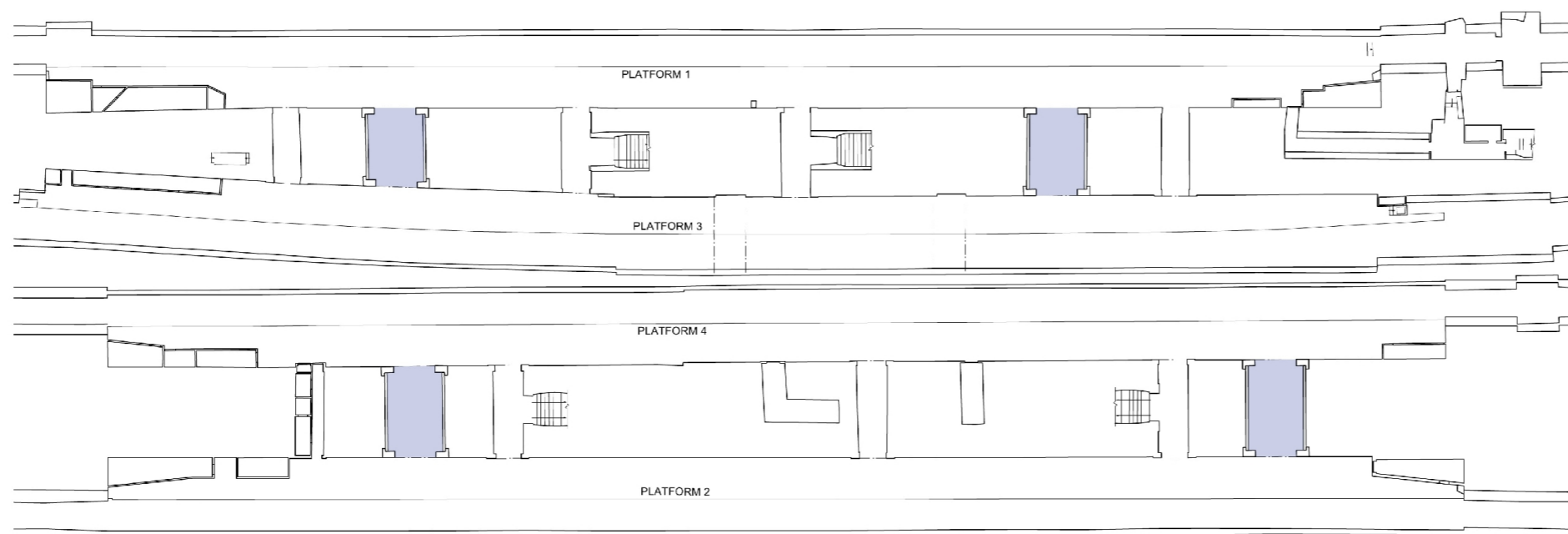


- Canopy / Rooflight
- Forecourt / Access
- Tickethall / Entrance
- Paid Concourse
- Internal Accommodation
- Ducts / Risers
- Lift
- Emergency Lift (plant replacement)
- Escape Route

NOTE: FOR LOCATION SEE PLANNING DIRECTION DRAWING No. 7



This drawing is illustrative only.



Client:
Transport for London



studiodareARCHITECTS



Halcrow Group Ltd.
A CH2M HILL COMPANY
Elms House, 43 Brock Green
Hammersmith, London W6 7EF
TEL: 020 3479 8000
FAX: 020 3479 8001
www.halcrow.com



Project:
**NORTHERN LINE EXTENSION
TO BATTERSEA
TWO FOR TFL**

Drawing:
**ILLUSTRATIVE KENNINGTON
STATION - PLATFORM
LEVEL CROSS PASSAGES**

Suitability:
S4 FORMAL ISSUE TO CLIENT

Drawn by: DT Date: 24/03/2013

Checked by: TW Date: 24/03/2013

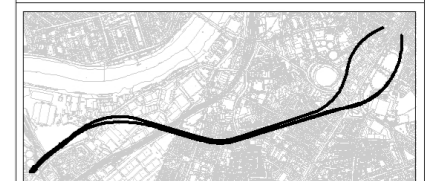
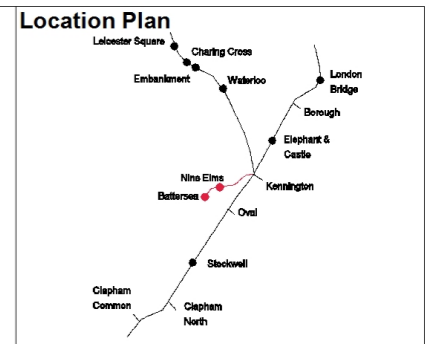
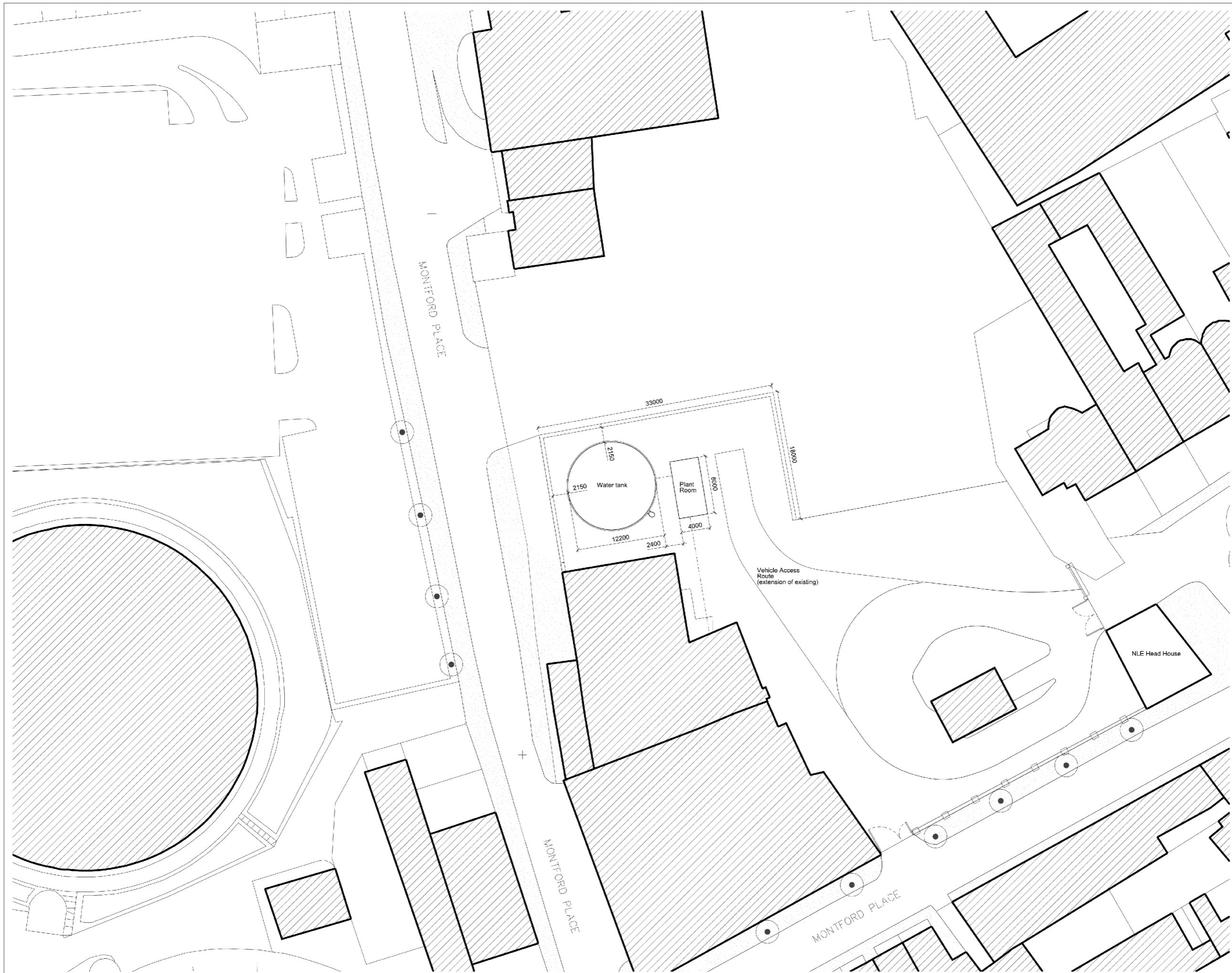
Approved by: HW Date: 24/03/2013

Drawing Scale: 1:100 @ A1

Drawing Ref: GRNLEB-SDA-ST-XX-DR-ARC-45500

Revision: 01

Drawing No: Figure 4-11



0 5 10 15 20 25 METRES
 SCALE 1:250 (A1)
 SCALE 1:500 (A3)

This drawing is for approval save for internal layouts which are illustrative only.



Rev	By	Chkd	App	Date	Description
07	KD	KW	KW	25/03/13	Formal issue
06	LE	KW	KW	21/03/13	Minor amendments
05	KD	KW	KW	18/03/13	Minor amendments
04	KD	KW	KW	12/03/13	Minor amendments
03	KD	KW	KW	11/03/13	Planning Direction Drawing Number Amended
02	KD	KW	KW	07/03/13	Planning Direction Drawing Number Added
01	KD	KW	KW	04/03/13	Engineering Changes and Minor Amendments

Client:
Transport for London



JOHN MCASLAN + PARTNERS

studiodareARCHITECTS 

Halcrow Group Ltd.
 A CH2M HILL COMPANY
 Elms House, 43 Brock Green
 Hammersmith, London W6 7EF
 TEL: 020 3479 8000
 FAX: 020 3479 8001
 www.halcrow.com 

Project:
 NORTHERN LINE EXTENSION
 TO BATTERSEA
 TWAO FOR TL

Drawing:
**ILLUSTRATIVE DISTILLERY WATER
 TANK PROPOSED PLAN**

Suitability:
S4 FORMAL ISSUE TO CLIENT

Drawn by: DT Date: 24/03/2013
 Checked by: TW Date: 24/03/2013
 Approved by: HW Date: 24/03/2013
 Drawing Scale: As indicated @ A1

Drawing Ref: 1453-WT-F000-P-00 Revision: 01

Drawing No: Figure 4-12

PLANNING DIRECTION DRAWING NUMBER 74